

REGULAR BOARD MEETING AGENDA

MIDWAY HEIGHTS COUNTY WATER DISTRICT

February 18, 2021 @ 7:00 P.M.

Note: Pursuant to the Governor's Executive Order N-29-20 and given the state of emergency regarding the threat of COVID-19, the meeting will be held via webinar on the Zoom application. The web link is:

<https://us02web.zoom.us/j/85045422975?pwd=L3R5NkFDRVAvZDZJGNjNzQ2JzaTZ3QT09>

Meeting ID: 850 4542 2975

Passcode: 748349

The meeting may also be accessed via phone at the toll-free number of:

833-548-0282, 877-853-5247, 888-788-0099 or 833-548-0276

Information on zoom meetings may be found at:

<https://support.zoom.us/hc/en-us/articles/201362193-Joining-a-meeting>

- ❖ This agenda has been prepared and posted at least 72 hours prior to the regular board meeting of the Midway Heights County Water District Board of Directors in accordance with the Ralph M. Brown Act.
- ❖ The chronological order of agenda items does not necessarily mean that each item will be considered in that order. Any listed items may be considered at any time during the meeting, at the discretion of the Board President.
- ❖ The public may address the Board on each agenda item during the Board's consideration of that item. Any members of public present at a meeting will be asked but are not required to state their name to the Board Secretary so that their attendance may be made a matter of public record.
- ❖ The Board is prohibited by law from taking action on any matter not appearing on the posted agenda, except in certain cases provided for in the Brown Act.
- ❖ In compliance with the Americans with Disabilities Act, if you are a disabled person and you need a disability-related modification or accommodation to participate in this meeting, please contact Jason Tiffany at (530) 878-8096 (phone) or (530) 878-8096 (fax). Requests must be made as early as possible, and at least one full business day before the start of the meeting.
- ❖ In accordance with Government Code Sec. 54954.2 (a) this notice and agenda were posted at the following locations: MHCWD Office; Meadow Vista Post Office; Meadow Vista Village Center; at the intersection of Placer Hills and Peaceful Valley Roads; at the intersection of Oak Hill and Hillsdale Roads and Meadow Vista Community Center.

I. CALL TO ORDER

II. ROLL CALL OF DIRECTORS

III. REVIEW AND APPROVAL OF MINUTES

The minutes from the January 21, 2021 Regular Meeting will be discussed and may be approved.

IV. PUBLIC FORUM

This time is scheduled for comments from members of the public concerning subjects that do not specifically appear as items elsewhere on the agenda. The total time allotted for the public forum session is generally limited to 20 minutes. Discussion on each particular issue is limited to 10 minutes. Individuals are limited to approximately 3 minutes of public comments.

V. GENERAL BUSINESS

A. CONSENT CALENDAR

1. DIRECTORS REPORTS

2. POLICIES AND PROCEDURES

a. DISCUSSION AND POSSIBLE ACTION RE: AMENDMENT OF SECTION 1.1. A OF THE POLICIES & PROCEDURES MANUAL

b. DISCUSSION AND POSSIBLE ACTION RE: REVIEW & REAFFIRMATION OF STATEMENT OF INVESTMENT POLICY

3. MISCELLANEOUS INFORMATION AND CORRESPONDENCES

B. UPDATE FROM DANE WADE OF THE CALIFORNIA SPECIAL DISTRICTS ASSOCIATION

C. DISCUSSION AND ACTION RE: LEMMA MAIN LINE REIMBURSEMENT AGREEMENT

D. DISCUSSION AND ACTION RE: RECOMMENDATIONS BY THE AD-HOC COMMITTEE FOR 2021 PCWA FINANCIAL ASSISTANCE PROGRAM (FAP) GRANT APPLICATIONS

E. DISCUSSION AND ACTION RE: 2020 PCWA FINANCIAL ASSISTANCE PROGRAM (FAP) "STRATEGIC PLAN" GRANT

F. FIELD REPORT

G. GENERAL MANAGERS REPORT

VI. FINANCIAL

A. QUARTERLY INVESTMENT REPORT ENDING DECEMBER 2020

B. TREASURER'S REPORT- APPROVAL OF ACCOUNT TRANSFERS AND BILLS PAID

Fund Summaries and Checking Account Reconciliation Registers showing the balances of all the District's funds and bills paid for the month of January 2021 will be reviewed, discussed, and acted upon by the Board.

VII. DISCUSSION AND ACTION RE: BOARD/STAFF GENERAL DISCUSSION AND CALENDAR REVIEW

The Board and staff may take this opportunity to ask questions; provide or receive information; make requests or provide direction regarding subsequent meeting agendas.

Future agenda items:

1. Amendments to District code book section 6.3.1 treated water service connection charges, section 6.5.2 treated reconnection charges, section 6.5.3 irrigation water connection and reconnection charges
2. SB998 disconnections of residential water service for nonpayment
3. Six month budget review

MIDWAY HEIGHTS COUNTY WATER DISTRICT

Regular Board Meeting Minutes

January 21, 2021 @ 7:00 P.M.

Note: Pursuant to the Governor's Executive Order N-29-20, and given the state of emergency regarding the threat of COVID-19, the meeting was held via webinar.

I. CALL TO ORDER

With a quorum present, President David Wiltsee called the meeting to order at 7:00 pm.

II. ROLL CALL

DIRECTORS PRESENT: Craig Stone
Donald Rushton
David Wiltsee
Jim Mehl
Richard Goodwin

DIRECTORS ABSENT: None

OTHERS PRESENT: Jason Tiffany, General Manager-Secretary to the Board

MEMBERS OF THE PUBLIC: Pauline Nevins
Sue Carmichael
Barbara Milton
Marilyn Sommerdorf
Natalie Arnold
Other member of public via Zoom

III. REVIEW AND APPROVAL OF MINUTES

Director Goodwin commented he felt that the General Manager-Secretary to the Board was making it onerous to ask for the public to follow up with an email to ensure that their public comments were included in the minutes and that the District should develop broad guidelines for what should and should not be included in the minutes.

The General Manager-Secretary to the Board responded, again, that he is not a mind reader and does not know what comments the public does and does not want to include. The General Manager-Secretary to the Board stated that it was simply a way for the public to insure inclusion in the minutes and stated that he did not understand why Director Goodwin was accusing him of making it onerous on the public when he was doing outreach. The General Manager-Secretary to the Board further stated that the only thing required in the minutes is the vote of the Board. He further stated that he drafts the minutes and it is up to the Board to approve them as written or have them amended and that whatever the Board wants in the minutes will be in the minutes.

Director Stone commented that this agenda item is approving these minutes, not discussing the process of writing minutes and that this should be a separate agenda item. Director Stone further commented that this discussion is out of scope for this agenda item.

M/S Don RushtonDavid Wiltsee moved to approve the minutes from the December 21, 2020 Regular Meeting as written.

Craig Stone	Aye	<input checked="" type="checkbox"/>	Nay	<input type="checkbox"/>	Absent	<input type="checkbox"/>	Abstain	<input type="checkbox"/>
Richard Goodwin	Aye	<input checked="" type="checkbox"/>	Nay	<input type="checkbox"/>	Absent	<input type="checkbox"/>	Abstain	<input type="checkbox"/>
Donald Rushton	Aye	<input checked="" type="checkbox"/>	Nay	<input type="checkbox"/>	Absent	<input type="checkbox"/>	Abstain	<input type="checkbox"/>
David Wiltsee	Aye	<input checked="" type="checkbox"/>	Nay	<input type="checkbox"/>	Absent	<input type="checkbox"/>	Abstain	<input type="checkbox"/>
Jim Mehl	Aye	<input checked="" type="checkbox"/>	Nay	<input type="checkbox"/>	Absent	<input type="checkbox"/>	Abstain	<input type="checkbox"/>

Board Totals	Aye	<input type="checkbox"/> 5	Nay	<input type="checkbox"/>	Absent	<input type="checkbox"/>	Abstain	<input type="checkbox"/>
--------------	-----	----------------------------	-----	--------------------------	--------	--------------------------	---------	--------------------------

Passed Unanimously: Yes

IV. PUBLIC FORUM

Sue Carmichael asked if all the District employees took home District vehicles. The General Manager stated that only the on-call employee and General Manager/Chief Operator take home vehicles, as is industry standards.

V. GENERAL BUSINESS

A. STATEMENT FROM PRESIDENT WILTSEE ON 2021 ACTIVITIES

Director Wiltsee wanted to assure everyone that Midway Heights is going to be a constructive and responsive public agency.

B. CONSENT CALENDAR

Director Mehl moved to remove the reports from the consent calendar.

1. FIELD REPORT

Director Mehl, Director Rushton and Director Wiltsee commented that it was a great report. Director Mehl asked about irrigation usage. The General Manager explained that the irrigation usage is calculated by measuring the District's flow purchased from PCWA vs the gauge board at the reservoir. The flow is down over recent historical highs but up from last year because of the weather. Director Goodwin asked how long Underground Service Alerts take, the General Manager stated anywhere from 5 minutes to five hours. Director Mehl agreed that the time necessary varies greatly based on location.

2. GENERAL MANAGER'S REPORT

Director Mehl commented that he would like an overview of geographic information system. The General Manager informed the Board that we are blessed to have a member of the Board, David Wiltsee, who has an extensive history of mapping.

C. DISCUSSION AND ACTION RE: ITEMS TO BE REMOVED FROM CONSENT CALENDAR AND PLACED ON AGENDA AS DISTRICT OPERATIONS REPORTS

M/S David Wiltsee/Richard Goodwin moved to place the General Manager's report and field report.

Craig Stone	Aye	<input checked="" type="checkbox"/>	Nay	<input type="checkbox"/>	Absent	<input type="checkbox"/>	Abstain	<input type="checkbox"/>
Richard Goodwin	Aye	<input checked="" type="checkbox"/>	Nay	<input type="checkbox"/>	Absent	<input type="checkbox"/>	Abstain	<input type="checkbox"/>
Donald Rushton	Aye	<input type="checkbox"/>	Nay	<input type="checkbox"/>	Absent	<input type="checkbox"/>	Abstain	<input checked="" type="checkbox"/>
David Wiltsee	Aye	<input checked="" type="checkbox"/>	Nay	<input type="checkbox"/>	Absent	<input type="checkbox"/>	Abstain	<input type="checkbox"/>
Jim Mehl	Aye	<input checked="" type="checkbox"/>	Nay	<input type="checkbox"/>	Absent	<input type="checkbox"/>	Abstain	<input type="checkbox"/>

Board Totals Aye Nay Absent Abstain

Passed Unanimously: Yes

D. DISCUSSION AND ACTION RE: 2020 PCWA FINANCIAL ASSISTANCE PROGRAM (FAP) "STRATEGIC PLAN" GRANT

Director Goodwin offered to circulate a strategic plan that an organization he belongs to, the Gold Country Endurance Riders (an equestrian group) has recently completed.

M/S Don Rushton/Richard Goodwin moved to table this item until the March Board meeting agenda with a presentation from Elyon Strategies, the company that submitted the proposal to the District that helped secure the grant from PCWA.

Craig Stone	Aye	<input type="text" value="X"/>	Nay	<input type="text"/>	Absent	<input type="text"/>	Abstain	<input type="text"/>
Richard Goodwin	Aye	<input type="text" value="X"/>	Nay	<input type="text"/>	Absent	<input type="text"/>	Abstain	<input type="text"/>
Donald Rushton	Aye	<input type="text" value="X"/>	Nay	<input type="text"/>	Absent	<input type="text"/>	Abstain	<input type="text"/>
David Wiltsee	Aye	<input type="text" value="X"/>	Nay	<input type="text"/>	Absent	<input type="text"/>	Abstain	<input type="text"/>
Jim Mehl	Aye	<input type="text" value="X"/>	Nay	<input type="text"/>	Absent	<input type="text"/>	Abstain	<input type="text"/>

Board Totals Aye Nay Absent Abstain

Passed Unanimously: Yes

E. DISCUSSION AND ACTION RE: REPORT FROM AD-HOC COMMITTEE FOR EVALUATING DISTRICT RESERVES AND RECOMMENDATIONS FOR 2021 PCWA FINANCIAL ASSISTANCE PROGRAM (FAP) GRANT APPLICATIONS

Director Mehl and Director Rushton put on a comprehensive presentation outlining which of the projects they thought the District should apply for grants with matching funds from District reserves. The Ad-hoc committee identified \$187,000 worth of matching funds. The projects included:

1. Some matching funds for Hillsdale Project
2. Some matching funds for Reservoir Improvements
3. Some matching funds for Security Improvements at District Reservoir/Corporation Yard
4. \$0 for Master Meter and PRVs
5. \$0 for Fire Break Study

F. DISCUSSION AND ACTION RE: DISTRICT OFFICE

A memo was presented outlining the benefits of moving the District office. They include:

1. 50% larger space. The District's current office space can barely hold the Board and staff for public meetings. The larger office will help facilitate public meetings.

2. The office above has road frontage that will make it easier for customers, vendors and consultants to locate the District office.
3. Health and safety of the staff. During power failures and PSPS events the office becomes uninhabitable when generators are in use as the CO2 gases accumulate in the office.
4. Better public image by having a more professional looking office for the public to interact with the District.
5. Increased safety for the public while dropping off payments at night.
6. Security. The office window at the current office is a dark area without clear view from the public. The area behind the office has been known to have theft and homeless people. The “new” office is clearly visible to the public.
7. The cost is almost the same. The District’s rent for the current office is \$470 a month plus the Meadow Vista Community Center is \$166 for a total of \$636. The rent for the “new” office is \$651, a difference of \$15 a month. FYI, hosting Zoom meetings cost \$100 a month.

Director Goodwin thought it was optimal. Pauline Nevins commented that she thought the current office was dismal and horrible. Sue Carmichael commented that she thought it would be a wonderful idea to move the office.

M/S Richard Goodwin/Don Rushton moved to relocate the District office to the large space above its current location.

Craig Stone	Aye	<input checked="" type="checkbox"/>	Nay	<input type="checkbox"/>	Absent	<input type="checkbox"/>	Abstain	<input type="checkbox"/>
Richard Goodwin	Aye	<input checked="" type="checkbox"/>	Nay	<input type="checkbox"/>	Absent	<input type="checkbox"/>	Abstain	<input type="checkbox"/>
Donald Rushton	Aye	<input checked="" type="checkbox"/>	Nay	<input type="checkbox"/>	Absent	<input type="checkbox"/>	Abstain	<input type="checkbox"/>
David Wiltsee	Aye	<input checked="" type="checkbox"/>	Nay	<input type="checkbox"/>	Absent	<input type="checkbox"/>	Abstain	<input type="checkbox"/>
Jim Mehl	Aye	<input checked="" type="checkbox"/>	Nay	<input type="checkbox"/>	Absent	<input type="checkbox"/>	Abstain	<input type="checkbox"/>
Board Totals	Aye	<input type="text" value="5"/>	Nay	<input type="text" value=""/>	Absent	<input type="text" value=""/>	Abstain	<input type="text" value=""/>
Passed Unanimously:	Yes	<input checked="" type="checkbox"/>						

G. DISCUSSION AND ACTION RE: AMENDMENT OF SECTION 1.1. A OF THE POLICIES & PROCEDURES MANUAL

The Board discussed the proposed policy and asked that the District’s attorney do a review prior to adopting the policy.

VI. FINANCIAL.

A. DISCUSSION AND ACTION RE: AGED RECEIVABLES

The Board reviewed the report with Director Mehl commenting that he felt it was a great report. Director Goodwin commented that CSDA sent him an email about a survey that may help with COVID relief. Natalie Arnold commented that this is ridiculous and wanted to know if we were almost done.

B. TREASURER'S REPORT- APPROVAL OF ACCOUNT TRANSFERS AND BILLS PAID

Discussion and review of the Fund Summary, Checking Account Reconciliation, and Check Register showing the balances of all the District's funds and bills paid for the month of December 2020.

M/S Richard Goodwin/ Don Rushton moved to accept the report.

Craig Stone	Aye	<input checked="" type="checkbox"/>	Nay	<input type="checkbox"/>	Absent	<input type="checkbox"/>	Abstain	<input type="checkbox"/>
Richard Goodwin	Aye	<input checked="" type="checkbox"/>	Nay	<input type="checkbox"/>	Absent	<input type="checkbox"/>	Abstain	<input type="checkbox"/>
Donald Rushton	Aye	<input checked="" type="checkbox"/>	Nay	<input type="checkbox"/>	Absent	<input type="checkbox"/>	Abstain	<input type="checkbox"/>
David Wiltsee	Aye	<input checked="" type="checkbox"/>	Nay	<input type="checkbox"/>	Absent	<input type="checkbox"/>	Abstain	<input type="checkbox"/>
Jim Mehl	Aye	<input checked="" type="checkbox"/>	Nay	<input type="checkbox"/>	Absent	<input type="checkbox"/>	Abstain	<input type="checkbox"/>
Board Totals	Aye	<input type="text" value="5"/>	Nay	<input type="text" value=""/>	Absent	<input type="text" value=""/>	Abstain	<input type="text" value=""/>
Passed Unanimously:	Yes	<input checked="" type="checkbox"/>						

VII. BOARD/STAFF GENERAL DISCUSSION AND CALENDAR REVIEW

The General Manager requested that Director Goodwin forward him the information from CSDA in regard to the COVID relief.

Director Mehl asked for a simple six-month operations budget review. The General Manager stated that he could put together a non-audited review and that he already knew that the legal and engineering part of the budget were already "blown sky high".

The General Manager wanted to thank the Directors for all the time and hard work they donated to the District.

Future agenda items:

1. Review & reaffirmation of statement of investment policy
2. Amendments to District code book section 6.3.1 treated water service connection charges, section 6.5.2 treated reconnection charges, section 6.5.3 irrigation water connection and reconnection charges
3. SB998 disconnections of residential water service for nonpayment

VIII. ADJOURNMENT

President Wiltsee adjourned the meeting at 9:39 PM.

Respectfully Submitted,

Approved,

Jason Tiffany
Secretary to the Board

David Wiltsee
President of the Board

Midway Heights County Water District

Dated: _____

Midway Heights County Water District
All Attachments, Ordinances, Resolutions, Policies, etc. are on file with Midway Heights County
Water District.
Copies are available upon request.

DRAFT

**MHCWD
MEMO**

**02/18/21
BOARD MEETING AGENDA
ITEM V-A-2-a**

TO: MHCWD BOARD OF DIRECTORS

FROM: Director Richard Goodwin

RE: DISCUSSION AND POSSIBLE ACTION RE: AMENDMENT OF SECTION
1.1. A OF THE POLICIES & PROCEDURES MANUAL

Per Board direction, I sent this to review by the District's attorney on January 26, 2021.
The policy is currently under review by the attorney.

The proposed policy is attached.

RESOLUTION NO. 2021-0_
MIDWAY HEIGHTS COUNTY WATER DISTRICT
AUTHORIZING AMENDMENT OF SECTION 1.1.A OF P&P MANUAL

WHEREAS the Midway Heights County Water District finds it to be in the best interests of the District to uphold and expand upon the open meeting protections afforded by the Ralph M. Brown Act. Infractions of this State law occur when three or more Directors discuss District matters outside of an official Board meeting, creating a loss of transparency and denying the public due process. The District finds that Directors who are spouses, domestic partners or those who otherwise share a household may too easily violate Brown Act prohibitions against so-called “serial meetings,” where two Directors privately discuss Board business and one of them goes on to discuss the same matters with a third Director;

WHEREAS the Midway Heights County Water District finds it to be in the best interests of the District that the three-Director minimum for a quorum and for a majority vote on any action be protected from the dilution which occurs if spouses, domestic partners, or those who otherwise share a household are allowed to serve together as Directors.

WHEREAS the Midway Heights County Water District finds it to be in the best interests of the District to preclude conflicts of interest by Directors, or the appearance of such, in Board actions involving the hiring, evaluation, remuneration or dismissal of the General Manager. The District finds that, if a Director and the General Manager are spouses, registered domestic partners, or cohabitants of a household, there is ample likelihood of public concern about favoritism, even if the Director in question properly recuses him/herself.

NOW, THEREFORE, BE IT RESOLVED by the Board of Directors of Midway Heights County Water District that the following text be inserted ahead of the existing second paragraph of Section 1.1.A of the Policies & Procedures Manual.

“Persons who are married to each other, or who are registered domestic partners, or who otherwise cohabit the same residence, may not serve together on the Board of Directors. In the event that two Directors enter into such relationship, one or the other shall immediately resign and vacate their seat on the Board. In the event that the appointment or election of a new Director would create such a situation, the new Director shall not take office until the related Director has resigned and vacated their seat.

“A person who is married to, or who is a registered domestic partner of, or who otherwise co-habits the same residence with the General Manager may not serve on the Board of Directors. In the event that a Director enters into such relationship, she/he must immediately resign and vacate their seat on the Board. In the event that the appointment or election of a new Director would introduce such a situation, the new Director shall not take office until the General Manager has resigned and vacated the General Manager position.”

PASSED AND ADOPTED this ____ day of _____ 2021, by the Board of Directors of **MIDWAY HEIGHTS COUNTY WATER DISTRICT** at a regular meeting by the following vote:

AYES:	Directors	_____	_____
		_____	_____
NOES:	Directors	_____	_____
ABSTAIN:	Directors	_____	_____
ABSENT:	Directors	_____	_____

MIDWAY HEIGHTS COUNTY WATER DISTRICT

President of the Board of Directors

ATTEST:

Secretary thereof

TO: MHCWD BOARD OF DIRECTORS
FROM: Jason Tiffany
RE: REVIEW & REAFFIRMATION OF STATEMENT OF INVESTMENT POLICY

The following is an email from the District's lawyer:

We have completed review of the District's investment policy and have several comments and recommendations. Generally, we recommend that the District remove all references and content related to deposits, activity which is governed by a separate article of the Government Code, and limited the investment policy to the particular activities and duties associated with investment of District surplus funds.

We have also incorporated other recommended edits to the policy which we believe improve its clarity and effectuate the policy's overall objective to responsibly manage the District's surplus funds. Those recommendations include

- A statement which explains that all persons authorized to make investment decisions on behalf of the District are fiduciaries;
- Language changes to mirror statutory language;
- Addition of language that clarifies that although the Board has the sole authority to invest and manage District surplus funds, the Board may elect to delegate such authority to the General Manager and/or Chief Financial Officer.
- Removal of Section 5 (C) and (D) related to authorized methods of deposit, for the reasons discussed above. However, one point of clarification is whether the District intends to permit investment of funds in certificates of deposit (CD), and if so in which case subsection (c) should remain in an amended form that reflects that intent.

The list of authorized investments which the current District policy identifies is much more limited than what is permitted by statute. If at any point the Board determined that it wished to invest surplus funds in any investment vehicles besides those identified in the policy it would require a policy amendment adopted by vote at a regular, noticed meeting of the Board. If the Board desires to include in the investment policy a wider range of authorized investment vehicles, the Board is not required to actually investing funds in those vehicles but it would give greater flexibility in the event the Board ever decided to expand its investment choices. If you would like us to draft language including such investments as authorized types, please let us know. For information purposes, we have included a matrix which describes the statutorily permitted investment vehicles at the end of the amended policy.

Attached is the policy.

MIDWAY HEIGHTS COUNTY WATER DISTRICT POLICIES AND PROCEDURES

STATEMENT OF INVESTMENT POLICY

Amended December , 2020

I. Background & Purpose.

- A. Government Code Section 53646 provides that ~~requires~~ the District ~~to~~ may annually prepare and adopt a written statement of investment policy.
- B. Government Code Sections 53600 et. seq., ~~and 53630 et. seq.,~~ and other laws authorize the District to ~~deposit and~~ invest its surplus ~~money and~~ funds in various institutions and types of investments, subject to limitations.
- C. The purpose of this policy is to provide guidelines to District officers and certain designated employees with regard to the ~~deposit and~~ investment of District surplus monies and funds in accordance with, and subject to, the limitations of applicable laws and the District-adopted guidelines stated herein.

II. Scope.

This investment policy applies to all monies, funds, and financial assets of the District which are deemed surplus, ~~including its general fund, all enterprise funds, and any and all capital project funds.~~ All funds not required for immediate expenditure, as indicated by the annual budget and/or prepared cash flow analysis, are considered surplus for purposes of this policy.

III. Standard of Care & Objectives.

A. Fiduciaries. All persons authorized to make investment decisions on behalf of the District are trustees of public funds and therefore fiduciaries. Fiduciaries are subject to the prudent investor standard as stated herein and as contained in Government Code Section 53600.3

~~A.B. Prudent Investor Standard. Deposits and~~ All investment, reinvestment, purchase, acquisition, exchange, sale, or management of public funds shall be made with the ~~judgement and~~ care, skill, prudence, and diligence, under circumstances then prevailing, ~~which that prudent persons of~~ acting in a like capacity would use and prudence, discretion, and intelligence exercise in the management of their own financial affairs; ~~not for speculation, but for investment, considering the probable safety of their capital as well as the probable income to be derived. District officers and employees handling deposits and investments of District funds shall act pursuant to a "prudent investor"~~

~~standard, applied in the context of managing the entire portfolio. (Government Code, Section 53600.3.)~~

B.C. Investment Objectives. When ~~depositing,~~ investing, reinvesting, purchasing, acquiring, exchanging, selling, and managing District funds, the District's primary goals and objectives, in order of priority, shall be:

- i. **Safety.** To safeguard the principal of the District funds. ~~Deposits and~~ investments of District funds, monies, and financial assets shall be undertaken in a manner that seeks to ensure the preservation of capital in the overall portfolio.
- ii. **Liquidity.** To meet the liquidity needs of the District. The District's investment portfolio must remain sufficiently liquid to enable the District to meet all operating expenses and requirements which might be reasonably anticipated.
- iii. **Return on Investment.** To achieve a return on the investment of District funds. As a final priority, the District's investment portfolio shall be designed with the objective of obtaining a fair market rate of return throughout budgetary and economic cycles, and also be consistent with the first two priorities.

IV. Investment Authority.

The District Board of Directors ("**District Board**") shall have principal management responsibility for the ~~deposit and~~ investment of District funds, monies, and financial assets pursuant to this statement of investment policy. ~~Only~~ ~~the~~ District Board shall have the sole authority to make ~~deposit and~~ investment decisions on behalf of the District, pursuant and subject to this investment policy, applicable laws, and the "prudent investor" standard. Notwithstanding the sole authority vested in the District Board to invest and manage investments of District funds, the District Board may delegate such authority to the General Manager and/or Chief Financial Officer.

V. Authorized Investments.

All District funds and monies may be ~~deposited and~~ invested in only one, or a combination of, the following institutions and investment types¹:

- A. The Placer County Treasurer investment pool.
- B. The State of California Local Agency Investment Fund (LAIF).

¹ See attached matrix for investment restrictions by authorized type.

~~C. Federal Deposit Insurance Corporation (FDIC) insured accounts in a bank, or savings and loan association.~~

~~D. Intra-District fund loans and transfers, with a fair return from one fund to another, specifically authorized and evidenced by action of the District Board of Directors.~~

VI. **Safekeeping & Custody.**

All District ~~deposits and~~ investments shall have the Midway Heights County Water District named as depositor and registered owner. Any securities purchased or acquired shall be delivered to the District by book entry, physical delivery, or by third party custodial agreement, as required by Government Code Section 53601.

VII. **Annual Review & Quarterly Reporting.**

The District Treasurer and General Manager shall, on a quarterly basis, submit to the District Board ~~of Directors~~ copies of the most recent account statements received by the District from the Placer County Treasurer, and other institutions holding District funds and financial assets. (Government Code Section 53646(e).) The District Treasurer shall annually review this statement of investment policy, and request the Board of Directors to either make appropriate changes or reaffirm the current policy, at a public Board meeting as an agenda item. ~~(Government Code Section 53646(a).)~~

VIII. **Amendments.**

This statement of investment policy shall take effect only upon adoption by resolution of the District Board ~~of Directors~~. Any subsequent amendments or modifications shall not take effect unless expressly approved by resolution of the District Board ~~of Directors~~.

Government Code §53600, et seq.

Legal Requirements and Limitations for Public Agency Investment

December 2020

<u>Investment</u>	<u>Maximum Maturity</u>	<u>Maximum Permitted % of Portfolio</u>	<u>Minimum Rating</u>
<u>Local Agency Bonds</u>	<u>5 years</u>	<u>None</u>	<u>None</u>
<u>U.S. Treasury Obligations</u>	<u>5 years</u>	<u>None</u>	<u>None</u>
<u>State Obligations (all 50 states)</u>	<u>5 years</u>	<u>None</u>	<u>None</u>
<u>CA Local Agency Obligations</u>	<u>5 years</u>	<u>None</u>	<u>None</u>
<u>U.S. Agencies</u>	<u>5 years</u>	<u>None</u>	<u>None</u>
<u>Bankers' Acceptances - Commercial Banks</u>	<u>180 days</u>	<u>40% (1 bank 30% limit)</u>	<u>None</u>
<u>Commercial Paper-Select Agencies (Non-Pooled Funds)²</u>	<u>270 days</u>	<u>25%³</u> <u>(No more than 10% with any one issuer)</u>	<u>Prime quality as rated by a nationally recognized statistical-rating organization ("NRSRO") and either:</u> <u>A. is a U.S. corporation with total assets >\$500 million with other debt rated "A" or better by a NRSRO or</u> <u>B. is a U.S. special purpose corporation, trust, or limited liability company with program-wide credit enhancements and its commercial paper is rated A-1 or higher by a NRSRO.</u>
<u>Commercial Paper - Other Agencies (Pooled Funds)⁴</u>	<u>270 days</u>	<u>25% (No more than 10% with</u>	<u>Same as above</u>

² A "select agency" is a local agency that pools money in deposits or investments exclusively with local agencies that have the same governing body.

³ Agencies that have managed investments which exceed \$100M may invest up to 40% if their portfolio in commercial paper.

⁴ An "other agency" is a local agency that pools money in deposits or investments with other local agencies, including local agencies that have the same governing body, is subject to the limits pursuant to Gov. Code §53635 for purposes of pooled investments in commercial paper.

Government Code §53600, et seq.

Legal Requirements and Limitations for Public Agency Investment

December 2020

<u>Investment</u>	<u>Maximum Maturity</u>	<u>Maximum Permitted % of Portfolio</u>	<u>Minimum Rating</u>
		<u>any one issuer)</u>	
<u>Negotiable Certificates of Deposit</u>	<u>5 years</u>	<u>30%</u>	<u>None</u>
<u>Placement Service Deposits</u> <u>And Certificates of Deposit</u>	<u>5 years</u>	<u>50%</u>	<u>None</u>
<u>Repurchase Agreements</u>	<u>1 year</u>	<u>None</u>	<u>None</u>
<u>Reverse Repurchase Agreements</u> <u>and Securities Lending Agreements</u>	<u>92 days</u>	<u>20 %</u>	<u>None</u>
<u>Medium-Term Notes</u>	<u>5 years</u>	<u>30% (No more than 10% with any one issuer)</u>	<u>"A" rating</u>
<u>Mutual Funds</u>	<u>N/A</u>	<u>20%</u>	<u>Either</u> <u>A. attained the highest ranking or the highest letter and numerical rating provided by not less than two nationally recognized statistical rating organizations or</u> <u>B. retained an investment adviser registered or exempt from registration with the SEC with not less than five years' experience investing in the securities authorized for local agencies and with assets under management in excess of \$500,000,000</u>
<u>Money Market Mutual Funds</u>	<u>N/A</u>	<u>20%</u>	<u>Either</u> <u>A. attained the highest ranking or the highest letter and numerical rating provided by not less than two nationally recognized statistical rating organizations or</u> <u>B. retained an investment adviser registered or exempt</u>

Government Code §53600, et seq.

Legal Requirements and Limitations for Public Agency Investment

December 2020

<u>Investment</u>	<u>Maximum Maturity</u>	<u>Maximum Permitted % of Portfolio</u>	<u>Minimum Rating</u>
			<u>from registration with the SEC with not less than five years' experience investing in money market instruments and with assets under management in excess of \$500,000,000</u>
<u>Collateralized Bank Deposits</u>	<u>5 years</u>	<u>None</u>	<u>None</u>
<u>Mortgage Pass-Through Securities</u>	<u>5 years</u>	<u>20%</u>	<u>"AA" Rating</u>
<u>Shares of beneficial interest issued by a joint powers authority that invests in the securities and obligations authorized by this investment policy</u>	<u>N/A</u>	<u>None</u>	<u>None</u>
<u>U.S. dollar-denominated senior unsecured unsubordinated obligations issued or unconditionally guaranteed by the International Bank for Reconstruction and Development, International Finance Corporation, or Inter-American Development Bank.</u>	<u>5 years</u>	<u>30%</u>	<u>None</u>
<u>Time Deposits</u>	<u>5 years</u>	<u>None</u>	<u>None</u>
<u>County Pooled Investment Funds (Placer County Treasury Investment Pool)</u>	<u>N/A</u>	<u>None</u>	<u>None</u>
<u>Joint Powers Authority Pool</u>	<u>N/A</u>	<u>None</u>	<u>Retained an investment adviser registered or exempt from registration with the SEC with not less than five years' experience investing in instruments authorized by Govt. C. § 53601(a) thru (n) and with assets under management in excess of \$500,000,000</u>
<u>Local Agency Investment Fund (LAIF)</u>	<u>N/A</u>	<u>None</u>	<u>None</u>
<u>Commercial paper, debt securities, or other obligations of a public bank</u>	<u>N/A</u>	<u>N/A</u>	<u>None</u>

**MHCWD
MEMO**

02/18/21
BOARD MEETING AGENDA
ITEM V-B

TO: MHCWD BOARD OF DIRECTORS

FROM: JASON TIFFANY

RE: UPDATE FROM DANE WADE OF THE CALIFORNIA SPECIAL
DISTRICTS ASSOCIATION

Dane Wade from California Special Districts Association (CSDA) contacted the District on January 15, 2021 and asked to address the Board to update the Board on what CSDA are working on for this year. I contacted him and he agreed to attend the February 18, 2021 board meeting.

Attached is the CSDA "Take Action" Brief and below is a link to current CSDA legislative action.

<https://www.csda.net/advocate/take-action/covid>



February 2021

The Special Districts Provide Essential Services Act (H.R. 535 and S. 91) has been reintroduced to provide access for special districts to **federal COVID-19 relief funds**. CSDA is also sponsoring **Brown Act legislation** to ensure public agencies are able to meet the essential needs of their communities during declared emergencies. AB 361 provides public access to remote meetings so that special districts and other local agencies can continue to perform the work of the people in good times and bad. Visit CSDA's *Take Action* page at csda.net/take-action to register your district's support on these two important issues.

February marks the beginning of CSDA's Take Action Month, where we encourage districts to engage with their legislators and the community they serve. Each week, CSDA's eNews will include a new theme and tools will be provided to promote effective communication, including requesting meetings with elected officials and taking a position on legislation.

As part of Take Action Month, CSDA is proud to unveil a new technology that will make it that much easier to respond to our Calls-to-Action. With CSDA's new Automated Form Letters on state legislative Calls-to-Action, your district can register a position with just a few clicks of a button. Ryan McNeil, District Manager of Fresno Mosquito and Vector Control District said this about the new tool:

"The new auto-letter feature is fantastic, I used it earlier today for the Brown Act remote legislation and it was seamless. Great tool, it should lead to more member participation if more people knew about it."

Your district can take advantage of this new tool today and use it to register your support for remote meeting flexibility during declared emergencies at csda.net/take-action/brown-act.

Inside this edition of the Take Action Brief:

- Register Support for Reintroduced Special District COVID-19 Funding Relief Legislation.....2
- Governor Signs New COVID-19 Tenant Relief Act, Includes Funding from the Emergency Rental Assistance (ERA) Program.....2
- CSDA and Partners Advocate to Protect Essential Services from Harmful Delays to Critical Property Tax Revenue.....4
- Bill Amends Brown Act to Allow Remote Meetings During Declared Emergencies.....5
- Implementing Cal/OSHA COVID-19 Emergency Standards.....6

Contact a local CSDA representative near you!

- | | | |
|---------------------|------------------|--|
| Chris Norden | Northern Network | chrisn@csda.net |
| Dane Wadlé | Sierra Network | danew@csda.net |
| Colleen Haley | Bay Area Network | colleenh@csda.net |
| Cole Karr | Central Network | colek@csda.net |
| Charlotte Holifield | Coastal Network | charlotteh@csda.net |
| Chris Palmer | Southern Network | chrisp@csda.net |



➤ COVID-19 RELIEF FUNDING

CSDA's advocacy action priority is to work with the Administration, various state agencies, and the federal government to ensure special districts receive equitable access to COVID-19 relief funding should it become available.

Register Support for Reintroduced Special District COVID-19 Funding Relief Legislation

U.S. Representative John Garamendi, D-Calif., and U.S. Senator Kyrsten Sinema, D-Ariz., re-introduced landmark special districts legislation ([H.R. 535](#) and [S. 91](#)), the Special Districts Provide Essential Services Act, on January 28 to provide special districts with direct access to future local government pandemic relief.

Take Action

Visit csda.net/take-action/covid to add your district to the growing coalition in support of this important federal legislation. You can also download a sample letter to send to your local Representatives in Congress.

CSDA, in partnership with National Special Districts Coalition, is leading a growing coalition of more than 100 stakeholder organizations and special districts from across the country to support the Special Districts Provide Essential Services Act. Read the letter on CSDA's [COVID-19 Take Action webpage](#). All special districts and partner organizations are encouraged to join the effort.

In addition to Representative Garamendi, Senator Diane Feinstein and [14 members of the California Congressional Delegation](#) signed on to the legislation as original cosponsors. Special districts should encourage their local Representatives in Congress to join as cosponsors.

The Special Districts Provide Essential Services Act would establish a federal definition for "special district." It would require states to direct at least five percent of future Coronavirus Relief Fund (CRF) allocations to their special districts. States would have the discretion to establish their own programs to disburse the funds to special districts demonstrating pandemic-related need for relief. States would have flexibility to use excess funds, should the U.S. Treasury permit, after 60 days should special districts' declared needs be met. The bills would also codify districts' access to the Federal Reserve's Municipal Liquidity Facility.

Both U.S. House and Senate bills are the same as the 116th Congress' S. 4308, which was bipartisan introduced by Senator Sinema in coordination with Senator John Cornyn, R-Texas. Altogether, legislative efforts last year garnered 43 House cosponsors and five Senate cosponsors.

CSDA will update members with more as this effort develops. Contact Cole Karr, CSDA Federal Advocacy Coordinator, with questions at colek@csda.net.

Governor Signs New COVID-19 Tenant Relief Act, Includes Funding from the Emergency Rental Assistance (ERA) Program

Friday, January 29, 2021 Governor Gavin Newsom signed the COVID-19 Tenant Relief Act (Act) extending eviction protections and providing rental and utility assistance to landlords and tenants throughout the state. This program is funded by the state's share of the federal Emergency Rental Assistance (ERA) funds, to be distributed through the newly created Rental Assistance Program.



Background

The State of California received \$2.6 billion in ERA program funds, of which the State of California has \$1.44 billion to use for its this program. California cities and counties with populations greater than 200,000 received a total estimated \$1.16 billion directly from the U.S. Department of Treasury.

Per federal guidelines, this program is available for tenants at or below 80 percent of area median income (AMI), with a priority emphasis on helping tenants at or below 50 percent of AMI. Through the state's program, landlords can choose to accept 80 percent for any rent owed from April 1, 2020, through March 31, 2021. If a landlord accepts this funding, the landlord must forgive the remaining 20 percent. If a landlord chooses not to participate, the tenant can still apply for relief valued at 25 percent of whatever back-rent they owe for the covered time-period. While the cost of housing, utility, and home energy services are specifically defined as allowable uses for funding received by grantees per the [ERA FAQ guidance](#) released by the U.S. Department of Treasury on January 19, 2021, it is unclear how much special district utility providers will be able to benefit from this program. Allowable utility services include water, sewer/wastewater, trash removal, and electricity and gas.

During a California State Assembly Budget Committee hearing on Wednesday, January 27, the California Department of Finance emphasized the bill is intended to stabilize renters and landlords and prioritizes rental payments, and it would be up to the landlords to provide payment to utilities.

The funding will flow through cities and counties and does not explicitly account for special districts, though nothing in the bill prevents a landlord from using the program funds to pay a special district utility bill on behalf of tenants. Utility-providing districts will need to encourage customers who are renting, or their landlords, to apply for assistance through their local city or county. Doing so will aid in offsetting utility arrears. Cities and counties are not required to pay arrears in-full.

Tenants and landlords may access relief for a 12-month period. Outstanding utility bills are eligible retroactively to March 13, 2020. The program will be ready to begin accepting applications no later than March 15, 2021.

CSDA Advocacy

CSDA sent a letter on Wednesday, January 20, 2021 to Governor Newsom supporting special district utility providers' access to housing utility and energy cost funding through this new program, urging the State to ensure eligible special districts are included in its guidelines. the letter underscored the mounting needs special districts face and the inequity in COVID-19 relief investments in smaller, rural communities.

Additionally, on Tuesday, January 26, 2021, CSDA submitted joint comments, in coordination with the Association of California Water Agencies (ACWA) and the California Municipal Utilities Association (CMUA), on the agreement represented in the new COVID-19 Tenant Relief Act. The letter notes the significant impacts to districts from utility non-payment and stated our interest in working together toward a more comprehensive solution. CSDA will be working toward advancing those discussions in partnership with ACWA and CMUA as the year unfolds.

Take Action

Special districts providing water, wastewater, or electricity services are encouraged to communicate directly with counties and cities within their district boundaries to coordinate implementation of their relief programs, a sample letter is available at <https://www.csda.net/advocate/take-action>



➤ REVENUE, FINANCES, AND TAXATION

CSDA's long range policy priority on revenue, finances, and taxation is to ensure adequate funding for special districts' safe and reliable core local service delivery. Protect special districts' resources from the shift or diversion of revenues without the consent of the affected districts. Promote the financial independence of special districts and afford them access to revenue opportunities equal to that of other types of local agencies.

CSDA and Partners Advocate to Protect Essential Services from Harmful Delays to Critical Property Tax Revenue

Neil McCormick, CEO of CSDA, signed a joint letter with city and county counterparts, dated January 22, 2021, informing Governor Gavin Newsom and the leaders and members of the State Legislature of the consequences to essential local services if the impending April 10 deadline for local property tax payments were to be delayed by executive or legislative action. This joint letter was in response to efforts by business advocates to, among other things, temporarily delay the payment of property taxes via executive order.

Millions of families and businesses depend on essential services provided by special districts that rely on property tax revenue. A delay in receipt of these critical resources could jeopardize the reliable delivery of services, not to mention ongoing debt obligations that support the critical infrastructure that sustains our economy.

The joint statement by representatives of every type of local government urged the Governor to maintain local flexibility, whereby under current executive orders, county officials are able to consider waiving penalties on a case-by-case basis for specific hardships. Local government associations representing cities, counties, schools, tax collectors, and special districts were [signatories of the letter](#), which can be viewed on the [Take Action Page](#).

In May of 2020, Governor Newsom issued Executive Order N-61-20 related to delinquent property tax payment penalties and interest. This order followed up earlier statements by the Governor and counties regarding property tax relief. While they had earlier agreed to allow local jurisdictions to deal with genuine hardships on a case-by-case basis, there was not consensus on the flexibility of local tax collectors under existing statute. The May 2020 order addressed some of those issues.

The order waived certain statutes through May 6, 2021 that "... to the extent that it requires a tax collector to impose penalties, costs, or interest for the failure to pay taxes on property on the secured or unsecured roll, or to pay a supplemental bill, before the date and time such taxes became delinquent, and a tax collector shall cancel such penalties, costs, and interest provided all of the following conditions are satisfied:"

1. The property for which taxes in question is either a residential real property occupied by the taxpayer, or real property owned and operated by a taxpayer that qualifies as a small business;
2. The taxes owed on the property in question were not delinquent prior to March 4, 2020;
3. The taxpayer timely files a claim for relief in a form and manner prescribed by the tax collector; and
4. The taxpayer demonstrates to the satisfaction of the tax collector that the taxpayer has suffered economic hardship, due to the COVID-19 pandemic, or government response to COVID-19.

This existing agreement affords the ability to address hardships without devastating local services and infrastructure through a broad statewide deferral.



➤ GOVERNANCE AND ACCOUNTABILITY

CSDA's long range policy priority on governance and accountability is to enhance special districts' ability to govern as independent, local government bodies in an open and accessible manner. Encourage best practices that avoid burdensome, costly, redundant, or one-size-fits all approaches. Protect meaningful public participation in local agency formations, dissolutions, and reorganizations, and ensure local services meet the unique needs, priorities, and preference of each community

Bill Amends Brown Act to Allow Remote Meetings During Declared Emergencies

CSDA is sponsoring legislation, [Assembly Bill 361 \(Rivas\)](#), to allow local agencies to continue providing critical public services to their communities during declared emergencies.

On March 19, 2020 California Governor Gavin Newsom issued a stay-at-home order to protect the health and well-being of all Californians and to establish consistency across the state in order to slow the spread of COVID-19. In light of the stay-at-home order and the need to keep individuals physically distanced from one another, Governor Newsom issued a number of subsequent executive orders ([N-25-20](#), [N-29-20](#), [N-35-20](#)) modifying the requirements of the Brown Act so that local agencies may meet remotely without requiring that the public have physical access to the remote meeting locations.

If enacted, [AB 361](#) would codify the following:

- While maintaining transparency and public access, local agencies would be able to meet remotely during a declared state of emergency or a declared local emergency.
- While agencies would still be required to post agendas and meeting information, agencies would not be required to post meeting notices and/or agendas in physical locations when remotely meeting during an emergency.
- While the public must continue to have access to the remote meeting and provided the ability to make public comment, agencies would not be required to make all remote meeting sites accessible to the public, nor include the remote location details in the meeting notice or agenda during a declared state of emergency or a declared local emergency.
- Additionally, agency board members would not be required to be at remote sites within the territorial bounds of the agency during a declared state of emergency or a declared local emergency.

Take Action

Register your district's support for AB 361 by downloading a sample letter or completing CSDA's new Automated Form Letter at csda.net/take-action/brown-act

CSDA is requesting that its members send in letters of support for this measure. Visit CSDA's [Take Action page](#) to obtain a fact sheet with more background on the bill and to download a sample letter of support your agency can use as a template. You can also take advantage of our new Automated Form Letter tool, which seeks to streamline the letter submission process for your agency.

If you or your agency has any questions, please feel free to contact the CSDA staffer leading this effort, Legislative Analyst Marcus Detwiler, at marcusd@csda.net.



➤ HUMAN RESOURCES AND PERSONNEL

CSDA's long range policy priority on human resources and personnel is to promote policies related to hiring, management, and benefits and retirement that afford flexibility, contain costs, and enhance the ability to recruit and retain highly qualified, career-minded employees to public service. As public agency employers, support policies that foster productive relationships between management and employees, both represented and non-represented.

Implementing Cal/OSHA COVID-19 Emergency Standards

The California Occupational Safety and Health Standards Board (Cal/OSHA) passed emergency temporary standards on COVID-19 prevention in the workplace that took effect immediately on November 30, 2020. The new emergency standards, which are binding and enforceable against nearly all California employers, require that employers must prepare, implement, and maintain a written COVID-19 Prevention Program (CPP). In an effort to simplify the program requirements, the standards state that the CPP may be integrated as part of an employer's Injury and Illness Prevention Plan (IIPP) or maintained in a separate, standalone document.

Resources on the new Cal/OSHA COVID-19 Emergency Standards can be found at csda.net, including a template, webinars, and a detailed article written by Darrell Uran, Director of Marketing at Atkinson, Andelson, Loya, Ruud & Romo.

Take Action

CSDA needs to hear from you about any challenges your district has been facing in implementing the new Cal/OSHA requirements. CSDA will continue working to provide feedback to the Standards Board to be considered in future updates and amendments to the standards.

Please email feedback regarding the new Cal/OSHA COVID-19 Emergency Standards and any challenges your district has experienced to CSDA Senior Legislative Representative Dillon Gibbons at dillong@csda.net.

CSDA will keep your name and the name of your district's name confidential, absent your consent, when sharing responses with the Standards Board.



➤ OTHER WAYS TO TAKE ACTION

Learn More

Register now for our 2021 SDRMA Virtual Spring Education Day!

Wednesday and Thursday, March 3 and 4, 2021 (Free to SDRMA Members and CSDA Members)

The Virtual SDRMA Spring Education Day is being offered to provide free risk management training and important coverage information. In addition, the SDRMA Board of Directors will conduct their Annual Membership Meeting that will include current insurance market updates and upcoming renewal information. SDRMA members who attend the Virtual Spring Education Day are eligible to earn Credit Incentive Points (CIPs) to reduce their annual contribution for both the Property/Liability and Workers' Compensation Programs.

Register here: <https://members.csdanet.com/EventDetail?EventKey=21SDRMA>

Board Member Handbook

The Special District Board Member Handbook is perfect for introducing newly elected officials to the world of special districts or for keeping seasoned board members current on their roles and responsibilities. The Handbook includes topics such as accountability roles of Board Members, ethics laws, Brown Act, and more. Visit the link below to download a copy from CSDA's Publications and Reference Materials section of the CSDA [Knowledge Base](#) at csda.net.

Not a CSDA Member?

CSDA will soon be offering our Trial Membership program again. Non-member districts can experience CSDA membership and new member benefits free for the months of April - June. For program details, contact Eric Spencer, Member Services Specialist, at erics@csda.net.

Join Today

Join an Expert Feedback Team to provide CSDA staff with invaluable insights on policy issues. Email romanw@csda.net to inquire about joining one of the following teams:

- Budget, Finance and Taxation
- Environment
- Formation and Reorganization
- Human Resources and Personnel
- Governance
- Public Works and Contracting

Stay Informed

In addition to the many ways you can **TAKE ACTION** with CSDA's advocacy efforts, CSDA offers a variety of tools to keep you up-to-date and assist you in your district's legislative and public outreach. Make sure you're reading these resources:

- CSDA's weekly e-Newsletter
- Districts in the News
- CSDA's CA Special District Magazine

Email updates@csda.net for help accessing these additional member resources.

TO: MHCWD BOARD OF DIRECTORS

FROM: JASON TIFFANY

RE: LEMMA MAIN LINE EXTENSION REIMBURSEMENT AGREEMENT

On December 31, 2002 the District entered into a reimbursement agreement with Scot and Tracey Lemma. The reimbursement agreement was for a treated mainline extension they installed in their neighborhood. The agreement was for 10 years and did expire at the end 2012. The Lemmas requested an extension or buy out. In 2012 the District extended the agreement for another five years. The end date of the agreement was at the end of 2017.

Two parcels remain to be connected to the treated water system that involved this agreement. One of the customers contacted the District about connecting this past month.

The question for the Board Members is do you want to extend the reimbursement agreement with the Lemma's again or not?

If the Board extends the agreement the connection fee for the two remain parcels will be \$7,693.71 (collected by the District and paid to the Lemmas) plus an administrative fee paid to the District of \$101.73.

If the Board does not the current District fee of \$3,620.28 will apply and will be kept by the District to go into the Treated Capital Facilities Fund.

Background:

From the April 2009 meeting minutes:

“Tracey Lemma introduced herself and presented her proposal as outlined in her letter dated March 11, 2009. Mrs. Lemma asked the Board to consider purchasing [at a discounted rate of \$6,000 each] the two remaining connections that have yet to hook up and pay the costs due under the Reimbursement Agreement that was established December 31, 2002. At that time the Lemma's had financed the mainline extension “Water System Improvements” to bring treated water to their Lakeview Hills development.

The financial and legal aspects of this option were discussed and considered. Vice-President Schumacher moved and Director Pisenti seconded to consider, in principle, for the District to buy them out, refer the matter to the attorney, and continue the item on the next agenda to determine the legality of going forward with this purchase.

The motion was not approved by way of Vice-President Schumacher and Director Pisenti voting Aye; Those Opposed: President Donna Stevener, Director Stone, and Director Wes Stevener.”

The Board should keep in mind that none of the homeowners, including the Lemma’s, that are a part of this payback agreement paid a single penny to the District to connect. The Lakeview Hills mainline was built 12 years after the infrastructure bond was secured and added to the original properties tax rolls. They contributed nothing to the existing 25 miles of pipe and tank. For this reason, I feel that it would be fiscally irresponsible of the District to “buy” the two remaining connections hoping that someday those homeowners will connect.

Taking into consideration that the Lemma’s were only homeowners that had their well go bad and not the developers of that area, I think that it would be appropriate to extend the original agreement at the current interest rate for another five years. This can be done by doing a simple addendum attachment to the contract.

From the 03-08-2012 minutes:

“Mr. Tiffany provided historical documentation on the matter for review. The Lakeview Hills mainline was built 12 years after the infrastructure bond was secured and added to the original properties’ tax rolls. The residents in the development did not contribute any monies into the building of the treated tank and 25 miles of pipeline. The Board, as a whole, agreed that it would not be fiscally prudent for the District to pay amounts due the Lemmas for the two parcels that have not yet connected. There was a discussion about the 3% interest compounded annually being too high in the current economic climate. It was moved by Director Schumacher and seconded by Vice-President D. Stevener to extend the original agreement at the current interest rate for another five years with no option for further modification. Mr. Tiffany was asked to draft an amendment for approval at the next meeting. The motion was approved with a majority vote of Directors Schumacher, W. Stevener and D. Stevener voting Aye. Opposed: Directors Pisenti & Stone.”

TO: MHCWD BOARD OF DIRECTORS

FROM: Directors Don Rushton and Jim Mehl

RE: DISCUSSION AND ACTION RE: RECOMMENDATIONS BY THE AD-HOC COMMITTEE FOR 2021 PCWA FINANCIAL ASSISTANCE PROGRAM (FAP) GRANT APPLICATIONS

The ad-hoc committee has reviewed our projects and consulted with PCWA on the Financial Assistance Program (FAP) Grant Application process. One of the meetings was the Mid-County Water Purveyors Group, Quarterly Coordination Meeting hosted by PCWA. At the conclusion of the meeting PCWA Director (Chair) Josh Alpine, District 5 (Midway Heights CWD is in District 5) called the District to introduce himself to Don Rushton and Jim Mehl. Chair Alpine voiced his support of the District and offered to meet with the District should it need his assistance.

After reviewing District projects, the ad-hoc recommends applying for grants for the following three projects:

1. Hillsdale Irrigation Main Replacement
2. Recover Capacity and Improve Operations at District Reservoir
3. Security Improvements at District Reservoir

PCWA gives preference to projects that leverage other funding sources in order to secure grant funding. During the last meeting, the committee identified \$187,000 of District reserves available to leverage. The committee recommends that the District leverage these project costs at 20% District funds and 80% grant funding from the FAP. The total project cost for these three projects is \$617,000. At 20% the District would be committing \$123,414 of the \$187,000 identified. This leaves \$63,568 for unforeseen circumstances.

The committee recommends not moving forward on the Treated Master Meter Installation and PRV Replacement in this FAP cycle because the District has some parts in stock. Furthermore, we do not recommend applying for a grant for the Fire Break from West Weimar Cross Road to Crother Road as the committee felt that the project needs to be further defined in order to apply for grant funding.

Details of the three projects we recommend are on the following three pages.

1. Hillsdale Irrigation Main Replacement

- More than 60 years old, asbestos cement pipe has failed multiple times over the last few years
- Pipe deterioration indicated by soft exterior, believed to be from saturated soil
- Catastrophic failures shown by water springing to surface and sometimes leaving blowouts resulting in driveway failures and possible injuries to motorists
- Failures could result in environmental damage—deposition of silt and sediment in wetlands and Lake Combie
- Project would replace the existing 6–inch ACP with 8–inch PVC, relocating the main to Hillsdale Road rather than cross country
- Flow during fire emergencies would be increased due to diameter increase and installation of standard fire hydrants

Hillsdale Irrigation Main Replacement					
			Total	MHCWD funded	PCWA funded
1	Design		\$47,304	\$9,461	\$37,843
2	Construction				
	a	Mobilization	\$25,000	\$5,000	\$20,000
	b	Traffic Control	\$5,000	\$1,000	\$4,000
	c	Erosion Control	\$5,000	\$1,000	\$4,000
	d	Rock Excavation	\$2,500	\$500	\$2,000
	e	Demolition/Abandonment of existing Water	\$5,000	\$1,000	\$4,000
	f	Asphalt Concrete Restoration	\$7,500	\$1,500	\$6,000
	g	Hillsdale Mainline 8" C900 Pipe	\$132,000	\$26,400	\$105,600
	h	Side road 8" C900	\$30,000	\$6,000	\$24,000
	i	Connect to Existing	\$15,000	\$3,000	\$12,000
	j	New Poly Service laterals to existing Services	\$12,800	\$2,560	\$10,240
	k	New Hydrant & Lateral	\$18,000	\$3,600	\$14,400
	l	In Place Density Testing	\$5,000	\$1,000	\$4,000
3	Contingency		\$39,420	\$7,884	\$31,536
		Total	\$349,524	\$69,905	\$279,619

2. Recover Capacity and Improve Operations at District Reservoir

- Normal operation over more than 50 years has deposited sediment over the bottom of the reservoir, notably around the inlet
- Deposits interfere with slide gate operation
- Project would remove sediment from around the inlet, facilitating slide gate operation
- Canal gate installed in headwall would allow use of some 700,000 gallons in emergencies
- Floating dock would provide access for bar screen maintenance
- Additional valves downstream of the outlet would allow more positive closure of system and would facilitate taking the reservoir off-line for maintenance

Recover Capacity and Improve Operations at District Reservoir					
			Total	MHCWD funded	PCWA funded
1	Design		\$19,500	\$3,900	\$15,600
2	Construction				
	a	Mobilization	\$13,000	\$2,600	\$10,400
	b	Core and new valve on outlet	\$12,000	\$2,400	\$9,600
	c	Floating dock for access to outlet	\$20,000	\$4,000	\$16,000
	d	Reservoir bypass modification	\$55,000	\$11,000	\$44,000
	e	Sediment Removal	\$20,000	\$4,000	\$16,000
	f	Erosion control & sludge stabilization	\$10,000	\$2,000	\$8,000
3	Contingency		\$19,500	\$3,900	\$15,600
		Total	\$169,000	\$33,800	\$135,200

3. Security Improvements at District Reservoir

- Erosion along the western property line undermines fence posts
- Retaining wall along west property line would restore fence integrity, improving security

Security Improvements at District Reservoir					
			Total	MHCWD funded	PCWA funded
1	Design		\$14,600	\$2,920	\$11,680
2	Construction				
	a	Mobilization	\$10,000	\$2,000	\$8,000
	b	Block retaining wall	\$40,000	\$8,000	\$32,000
	c	Shotcrete slope/drain preparation	\$10,000	\$2,000	\$8,000
	d	Shotcrete	\$8,000	\$1,600	\$6,400
	e	Fence/post repairs	\$5,000	\$1,000	\$4,000
3	Contingency		\$10,950	\$2,190	\$8,760
		Total	\$98,550	\$19,710	\$78,840

**MHCWD
MEMO**

**02/18/21
BOARD MEETING AGENDA
ITEM V-E**

TO: MHCWD BOARD OF DIRECTORS

FROM: Director Richard Goodwin

RE: DISCUSSION AND ACTION RE: 2020 PCWA Financial Assistance Program (FAP) "Strategic Plan" Grant"

From Director Goodwin on February 4, 2021:

"Jason,

Please include an item in this month's Agenda for "Discussion and possible action re: Strategic Planning" and include the attached Strategic Plan developed by the Gold Country Trails Council (GCTC) as an example of a completed plan.

Although GCTC is not a water district, the structure and size of their document is probably the general target we should work toward. Examples of plans by other organizations in the area -- water-related or otherwise -- are available via the following links:

City of Grass Valley: https://www.cityofgrassvalley.com/sites/main/files/file-attachments/gv_strategic_plan_0.pdf?1572286909

El Dorado CWA: <https://www.edwateragency.org/Pages/Water-Agency-Long-Term-Planning.aspx>

Sacramento RWA: https://rwah2o.org/wp-content/uploads/2021/01/RWA_2025_StrategicPlan_8.pdf

Thanks,

Richard"



Gold Country Trails Council
2017
STRATEGIC PLAN

Executive Summary

The GCTC Board in 2016 directed that a Strategic Plan be developed which would provide a comprehensive plan and guidance for future strategies and projects. A committee of ten GCTC members and with the input from a survey of the membership, produced a long term strategic plan.

A revised **mission statement** was created to reflect the changing times:
GCTC is an organization committed to develop, maintain, and advocate for safe integrated trails for equestrians and other non-motorized users.

A new **vision statement** was also created:
Public access to trails for equestrian use.

Goals, strategies and projects were developed to document the future directions that could be undertaken by GCTC over the next five years.

Six goals were identified (in short):

1. *Develop and maintain trails*
2. *Build a strong internal organization*
3. *Provide meaningful education to the membership*
4. *Market and promote GCTC*
5. *Develop a cooperative and working relationship with like minded groups, including the Forest Service*
6. *Engage the membership to be more involved in GCTC activities.*

A list of strategies and projects were established for each Goal based on input from the Survey, committee members and the membership. The strategies and projects will be reviewed by the Board each year and priorities will be established as to which projects should be accomplished with the help and support of the membership.

GCTC was founded as a non-motorized trail building and maintenance organization and the plan adheres to those roots, provides goals and projects to sustain those founding beliefs.

Gold County Trails Council (GCTC) Strategic Plan Overview

In 2016 the GCTC Board of Directors asked that a three to five year Strategic Plan be developed. From that direction a committee was formed of dedicated GCTC members to develop a Strategic Plan. A survey was conducted of the membership in 2016 to get their feed back and desires prior to formulating the actual plan. The committee met in January of 2017 to formulate a new Mission Statement and Vision reflecting the thoughts and responses from the survey and committee members. With the mission and vision completed the committee set out to develop goals and strategies/projects that would support the new mission and vision of GCTC. The committee identified six critical areas of interest:

1. Trail/Campground Building and Maintenance
2. Leadership-Administration
3. Education of the Membership
4. Public Relations, including Outreach, Fund Raising, and Marketing
5. Interagency Cooperation
6. Membership Involvement and Responsibilities.

From these broad areas, six specific goals were established to align the strategies and projects to be considered over the next five years.

History of Gold Country Trails Council

The Gold Country Trails Council was formed in 1981 as a non profit corporation by a group of horse-loving Nevada County families who wanted to fill a need for non-motorized trails in Nevada County and the surrounding foothills. Over the years, volunteers have constructed over 30 miles of non-motorized trails within the Tahoe National Forest.

The first trail was started in 1982 when GCTC obtained an encroachment permit to construct a non-motorized trail within the State Highway 20 Right of Way. It was named the Pioneer Trail, because it followed the early route the pioneers took when traveling over the Sierra Nevada mountains to Nevada City and Grass Valley.

In 1984, the Tahoe National Forest approved a proposal to extend the trail on National Forest lands with the goal of eventually connecting the Pioneer Trail with the Pacific Crest Trail. The Pioneer Trail utilizes segments of the emigrants' wagon roads as well as historic mining and hydroelectric ditches, old road beds and telephone/telegraph rights of way.

Several trail heads serve the 30-mile Pioneer Trail, including:

1. Harmony Market across from Five Mile House on Highway 20.
2. Gold Country Equestrian Trail Head on Washington Conservation Road, a.k.a. Lone Grave
3. Equestrian Trail Head near the Washington Overlook Vista
4. Skillman Horse Campground
5. Upper Burlington Road
6. Chalk Bluff Road
7. Omega Overlook
8. Zebright Road at Bear Valley

Most of the trails are forested, however there are openings with views of the surrounding mountains, meadows and lakes. Over the years a number of additional non-motorized trails have been developed off the original Pioneer trail, including the:

1. Dascombe Loop
2. Meyer Trail
3. Pfeiffer Trail
4. Zig Zag Trail
5. Cable Trail
6. Harmony Trail
7. Hallelujah Trail
8. Dogwood trail

GCTC also established and helps maintain and support two horse camps:

1. Skillman Horse Camp off Highway 20 above Nevada City, with access to the Pioneer Trail.
2. Little Lasier Meadow Horse Camp off Highway 89, north of Truckee, with access to the Pacific Crest Trail.

GCTC maintains close working relationships with the Tahoe National Forest, BONC (Bicyclists of Nevada County), and NCWR (Nevada County Woods Riders) motorcyclists, to ensure user cooperation and maintenance of the non-motorized and multi use trails in the Tahoe National Forest. This cooperation is supported by an annual United Trails workday. Other activities on the trails include an annual Wild West Endurance Ride and GCTC Annual Benefit Poker Ride.

Since GCTC's inception in 1981, tens of thousands of volunteer hours have been provided to Nevada County and the Tahoe National Forest to build and maintain trails and horse camps.

Defining the Mission Statement, Vision and Strategic Plan

- The Mission Statement is a brief description of GCTC's fundamental purpose and why GCTC exists.
- The Vision Statement is GCTC 's inspiration and it articulates the hopes and dreams of GCTC.
- The Strategic plan is a tool derived from a clear vision to provide guidance in fulfilling GCTC mission and establishing goals and describing projects, actions and resources needed to accomplish them over the next 3 to 5 years

MISSION STATEMENT

GCTC is an organization committed to develop, maintain, and advocate for safe integrated trails for equestrians and other non-motorized users.

VISION STATEMENT

Public Access To Trails for Equestrian Use

*"The clearest way into the universe is through a forest wilderness."
--John Muir*

Strategic Goals

Goal #1

Develop, maintain and protect non-motorized trails, campgrounds, and staging areas in the Tahoe National Forest and surrounding areas for the safe enjoyment of GCTC members and community.

1. With input from the Forest Service, design and publish detailed trail maps in the Pioneer Trail corridor, that includes major physical, historical and natural landmarks with trail names and distances of trail loops. Furnish maps at trail heads.
2. Develop and implement standards for improved trail signage.
3. In cooperation with BONC and NCWR, develop an annual workshop to discuss trail design, safety, trail etiquette, proper use of tools, and first aid demonstrations. Continue to support the United Trails day activities.
4. In cooperation with trail partners, raise and allocate financial and organizational resources to develop and maintain non-motorized trails, campgrounds, and staging areas.
5. *List of trails and campground projects:*
 - a. Continue annual maintenance on area trails:
 - Bowman Mountain trail reroute
 - Bull Penn Lake trail reroute
 - Complete Cable trail
 - b. Dascombe trail reroute.
 - c. Bridge over the Fuller Lake pen stock spillway on the eastern most end of the Pioneer trail.
 - d. Create non-motorized Bear Valley trails with equestrian parking (in conjunction with BYLT).
 - e. Support equestrian trail building at Rice Crossing and Royal Gorge
 - f. Support the development of Pack Saddle Horse Camp (near the Pacific Crest Trail, Gold Lake Area).
 - g. Evaluate the support given by the State Parks Department for equestrian trails and restroom facilities at Empire Mine and possible GCTC involvement.

- h. Skillman Horse Camp and Little Lasier Meadow Horse camp:
 - continue annual maintenance
 - maintain and improve the horse corrals, consider adding additional corrals at both camps
 - make entrance and in camp road improvements
- i. Work closely with the Forest Service to make needed improvements to Skillman Horse Camp, including better access to campsites, including some tree removal), fire rings, picnic tables, group parking, potable water, restroom upgrades.
- j. Improve and maintain Grouse Ridge lake trails in the Loney Meadows area.
- k. Direct resources towards Washington Conservation convict crews, professional trail builders or non-member volunteer groups when priority projects are beyond the ability of GCTC volunteers.
- l. Establish an educational program of trail etiquette including signage to promote responsible trail use, "bikes and hikers yield to horses," and report trail problems to ParkWatchReport app - www.ParkWatchReport.org

Goal #2:

Build a strong organizational structure that supports the Mission and can sustain GCTC over the long term:

1. Strengthen the leadership of GCTC by developing a succession plan for Board members and committee chairs; encourage rotation of Board positions.
2. Develop and expand interest in committees that provide rewarding and meaningful opportunities for members.
3. Provide adequate training, education, and desired expectations of Board Members and committee chairs.
4. Encourage an openness and inclusion of members and new members alike.
5. Update and develop where necessary a list of job descriptions for Board positions and committee chairs.

6. Create develop and fund a cloud-based Drop Box electronic filing system to store GCTC documents for Board and member use.
7. Conduct an orientation of duties and responsibilities for incoming Board members and Committee Chairs.
8. Encourage written reports from committee chairs and Board assignments and a Treasures report with expense categories and revenues.
9. Develop an annual budget with expense categories, capital projects and projected revenues at the December Board meeting.
10. Encourage mentoring by the Board and committee chairs with potential future leaders in the organization.

Goal #3:

Provide meaningful educational programs to the membership that relate to Equestrian activities, volunteerism, trail development and safety.

1. Provide an educational trail building day explaining trail and tool safety, science behind building trails and techniques, reviewing the trail areas maintained by GCTC, and expectation of volunteers on the trails.
2. Establish a training coordinator to expand opportunities for members to get chain saw certification, trail supervision, mechanical trail building equipment certification and a general educational trail building day for members and partners.
3. Develop special programming for GCTC members scheduled throughout the year:
 - Provide at least once a year a horse and rider clinic and a program on horse health topics.
 - Provide a basic first aid and CPR class to the membership at least every two years.
 - Provide a clinic on horse emergency care on the trail at least every two years.

- Provide a clinic on horse camping education, horse confinement, Leave No Trace principles, safety, camp cooking, etc., every two years.
- Provide a tack swap day and an opportunity for members to highlight their home business, services or wares to the members.

Goal #4:

Market, promote, fund raise and improve the image and interest in GCTC's Mission, making GCTC a compelling organization for the whole community.

1. Conduct out reach through a number of mediums to a broad spectrum of like-minded equestrian and trail building and community groups to support the GCTC mission.
2. Continue to raise awareness of the Pioneer Trail, its history and current development so that it becomes a treasured local resource with a strong following of non-motorized users, supporters and friends committed to its protection.
3. Continue with the GCTC Annual Benefit Poker Ride fund raiser held in June at Skillman Horse Campground. Refresh the program as needed, work with the members to solicit donations and prizes year round for the event. The Poker Ride is the largest fund raiser for GCTC and is a community show case for the organization.
4. Publish articles to educate the public on the safe use of trails with horses, hikers and bicycles with the importance of stewardship of the trails.
5. Participate in community events, such as parades, Earth Day, nature days, horse-related events, County Fair, etc., throughout the year to emphasize GCTC accomplishments, its mission and to recruit new members.
6. Develop programs that encourage youth participation in GCTC trail activities, the enjoyment of the outdoors and giving back to the community. Possibly a "Day of Giving." with projects outlined to be accomplished and working with high school and junior college students.
7. Develop an outreach to other horse groups, possibly coordinating supportive activities of mutual benefit with 4-H, FFA, Pony Club, Nevada County

Horsemen, Back Country Horsemen, High School and Junior College students and Nevada County Fair.

8. Consider developing a GCTC family day, (bring the kids and grandkids) with horse activities, games, BBQ, ice cream, fun day.
9. Become more of a trail advocacy group, form a committee that monitors legislative action that effects non-motorized trails and equestrian activities in our parks and forests.
10. Acquire a pop up tent with the GCTC logo, and promotional supplies, to be used to highlight the good work GCTC does at various community events with an eye to recruit new younger members.

Goal #5:

Develop a strong working relationship and cooperation with like minded organizations that support development and protection of our natural resources and equestrian activities and non motorized trails for community use.

1. Develop strong ties and working relationship with the Forest Service (Nevada City headquarters) at the senior level and hold the agency accountable for its responsibilities to assure long term protection and maintenance of the non-motorized trails and horse camps.
2. Strengthen partnerships with Nevada County Supervisors, State and Federal government agencies and elected representatives, educating them on the mission and accomplishments of GCTC.
3. Establish GCTC liaisons with the Bear Yuba Land Trust, Placer County Land Trust and Placer County Parks to promote the development of non-motorized and equestrian trails.
4. Develop relationships with Penn Valley Equestrian Groups and SRYCL.
5. Monitor the Nevada County Supervisors agendas, maintain a watch and support of the Historic Emigrant Trail located on the Nevada County public trail easement, and support the Mines to Pines trail effort.

6. Develop a working and cooperative relationship with the Nevada County Horsemen and possible future collaboration on programs and partnerships.
7. Monitor potential grants for funding trail development, horse camps and staging areas (parking).

Goal #6:

Engage and educate the membership on the mission and vision of GCTC with the responsibilities of stewardship and protection of trails, camps and natural resources.

1. Members are critical to the success of GCTC since they provide vital leadership, income and volunteer efforts on and off the trail and their efforts need to be nurtured.
2. Greater membership services and programs will be required to sustain members interest and participation in trail building, maintenance and administrative support of GCTC. Creative ideas will need to be developed to meet this need.
3. Create an electronic membership database with fields highlighting skills and expertise of members such as, work experience, hobbies and areas of interest that would help support the success and mission of GCTC.
4. Provide education and expectations of trail work days to volunteers prior to the work day so members have a clear idea of what is expected.
5. Develop a list of projects that are not physical in nature for members that are unable to participate on trail work days and who still want to support the mission of GCTC, such as making raffle prizes for our Poker Ride, write letters of support, help with public relations, etc.
6. Recruit current members to assist with non trail work day activities.
7. Develop a mentoring and buddy system for new members.
8. Develop a committee of current members to take new members on trail rides at Lone Grave and Skillman Horse Camp trails, familiarizing them with trail markings, horse water, safe trails, possibly two to three times a year.

9. Expand what is included in the new member packets to give members a complete understanding of the who, what and why of GCTC.

In Conclusion

These Goals are presented in no particular order of significance. The strategic planning format is as follows:

Goals:

To accomplish the mission, we will focus on the 'big picture' items.

Strategies and projects:

Steps GCTC will take to achieve the goals -

- Annually the Board will under take an evaluation of the strategies and projects and select those they wish to accomplish for the year.
- Assigning responsibilities, project deadlines and resources to complete the tasks.

--Submitted by Jeffrey Foltz, Strategic Plan Chair

Thanks to the Committee members who helped develop this Strategic Plan:

Helen Harvey, Mary Johnson, Jaede Miloslavich, Laura Duncan, Irv Mazur, Sharon Silver, Susan Van Steenkiste, Cathy Chase, Susan Donnelly, and Vicki Testa.



MHCWD

Monthly Field Report
February 2021 for the month of January 2021

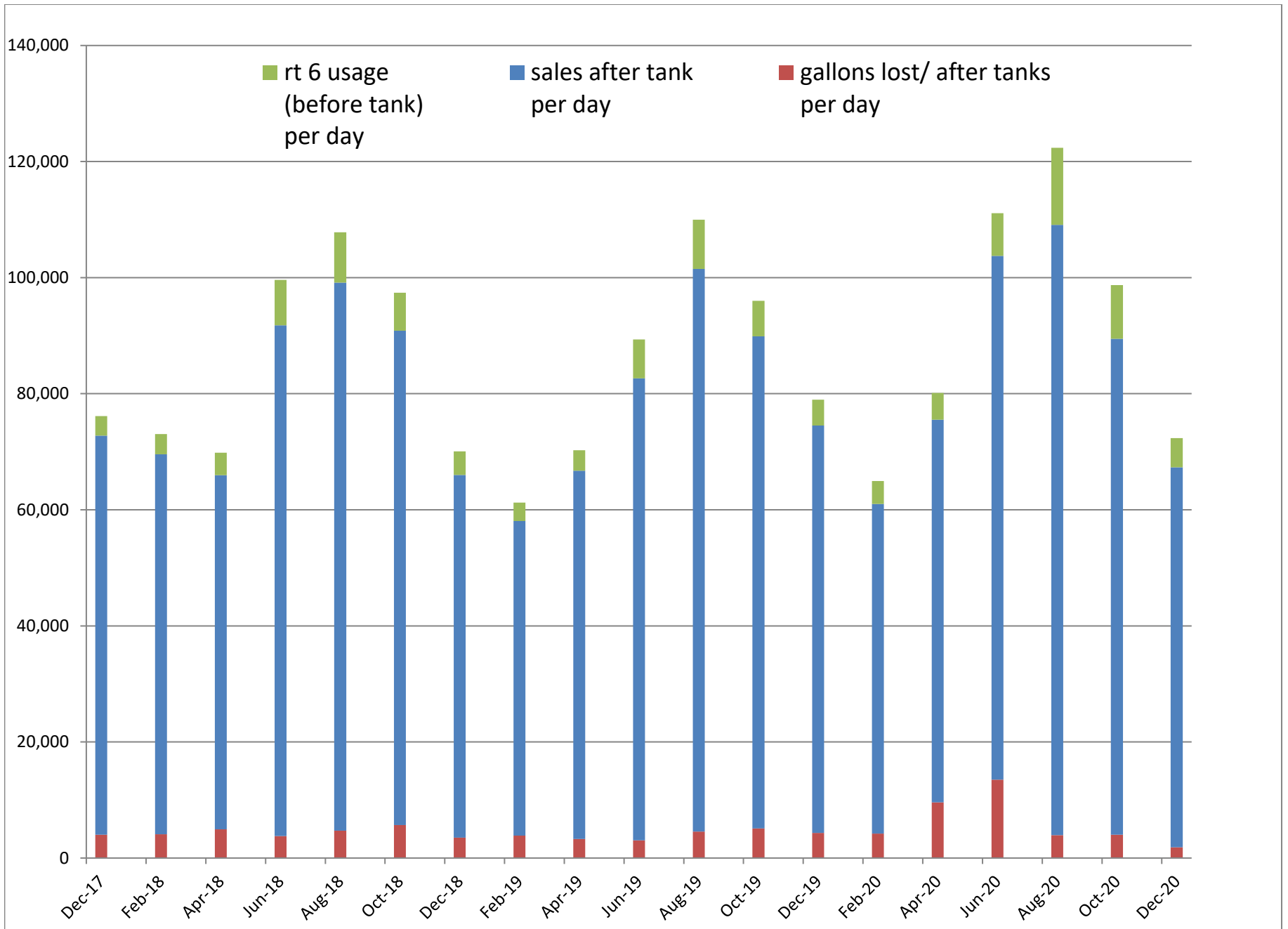
FLOW RECORDS

Treated Water: 298,990 cubic feet (2.24 million gallons) purchased, for an average service connection usage of 174 gallons per day (based on 443 active service connections).

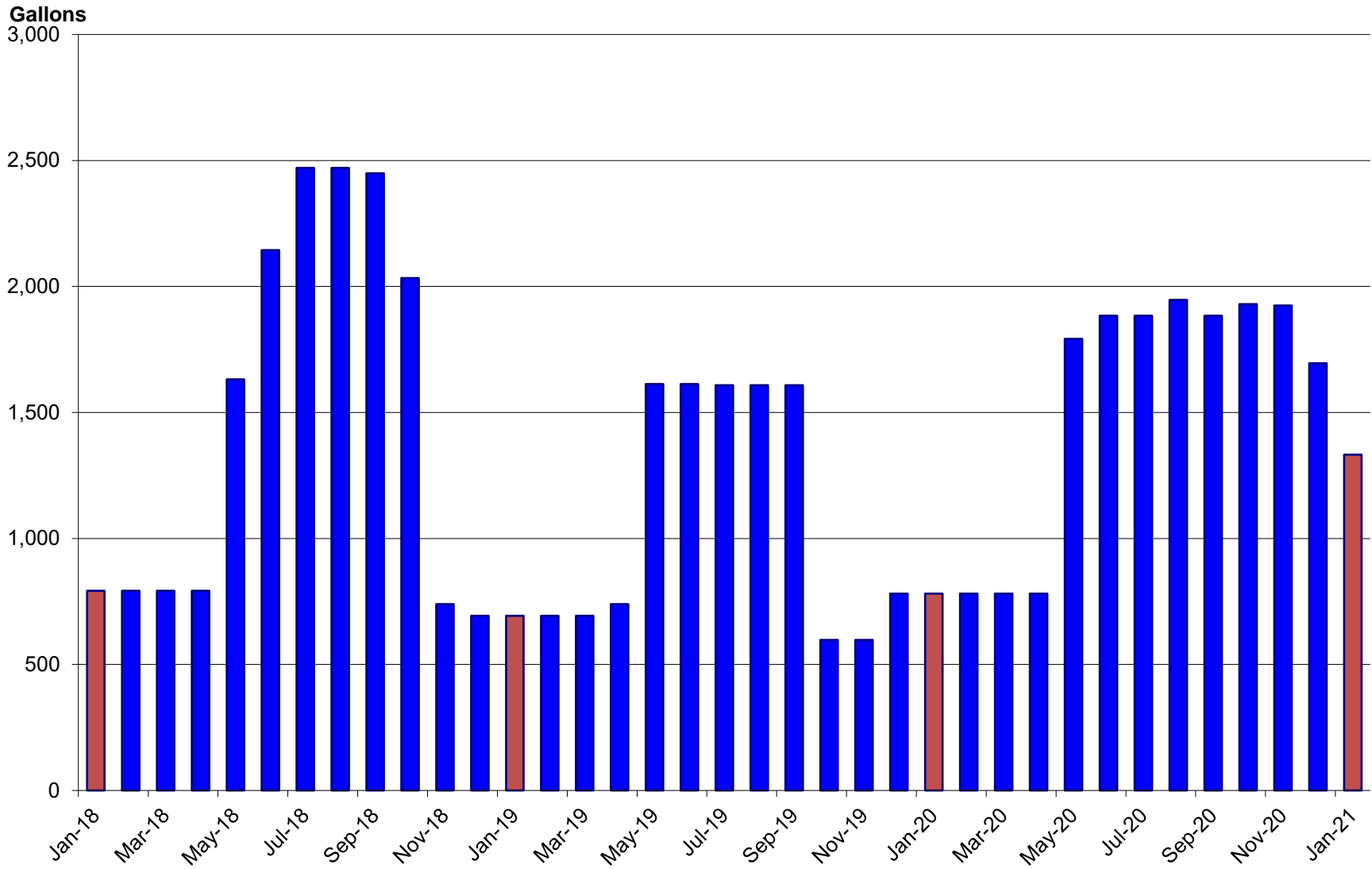
Irrigation Water: 14 million gallons (28.1 Miner's Inches per day) purchased from PCWA, with an estimated demand of 14.5 million gallons (29 Miner's Inches per day) and an estimated usage of 1,333 gallons per day per customer (based on 351 active service connections: 174 metered, 177 flat rate).

FIELD ACTIVITIES

<u>Service Calls:</u>	18.
<u>After Hours Calls:</u>	2.
<u>Line/System Repairs:</u>	One irrigation line. Two irrigation services rebuilt.
<u>Service Disconnections:</u>	One irrigation service.
<u>New Service Connections:</u>	None.
<u>Installations:</u>	None.
<u>Double Check Valves Tested:</u>	26.
<u>Underground service alerts</u>	21.
<u>Miscellaneous:</u>	Monthly Bac-T Samples. Start annual double check valve assembly testing, treated blow off flushing, treated valve turning, irrigation flushing. Easement clearing, repairs and maintenance at all facilities.



Irrigation Water Use Average use per day per customer by month



**MHCWD
MEMO**

**02/18/21
BOARD MEETING AGENDA
ITEM V-G**

TO: MHCWD BOARD OF DIRECTORS

FROM: Jason Tiffany

RE: GENERAL MANAGER'S REPORT

On January 13, 2021 the District received the three attached "President's Special Recognition Award" from the District's insurance authority.



YOUR BEST PROTECTION

ACWA JPIA

P. O. Box 619082
Roseville, CA 95661-9082

phone
916.786.5742
800.231.5742

www.acwajpia.com

President

E.G. "Jerry" Gladbach

Vice President

Tom Cuquet

Chief Executive Officer

Walter "Andy" Sells

Executive Committee

Fred Bockmiller

Tom Cuquet

David Drake

E.G. "Jerry" Gladbach

Brent Hastey

Melody A. McDonald

Randall Reed

J. Bruce Rupp

Pamela Tobin

Core Values

- People
- Service
- Integrity
- Innovation

January 13, 2021

Midway Heights County Water District (M018)
P.O. Box 596
Meadow Vista, CA 95722-0596

General Manager:

Each year at Fall Conference, the JPIA recognizes members that have a Loss Ratio of 20% or less in either of the Liability, Property, or Workers' Compensation programs (loss ratio = total losses / total premiums).

The members with this distinction receive the "**President's Special Recognition Award**" certificate for each Program that they qualify in.

The JPIA is extremely pleased to present Midway Heights County Water District (M018) with this special recognition and commends the District on the hard work in reducing claims.

Congratulations to you, your staff, Board, and District. Keep up the good work!

The JPIA wishes you the best in 2021.

Sincerely,

E.G. "Jerry" Gladbach
President

Enclosure: President's Special Recognition Award(s)

President's Special Recognition Award

*The President of the
ACWA JPIA
hereby gives Special Recognition to*

Midway Heights County Water District

*for achieving a low ratio of "Paid Claims and Case Reserves" to "Deposit Premiums"
in the Liability Program for the period 10/01/2016 - 09/30/2019
announced at the Board of Directors' Meeting in a Virtual Meeting.*



E. G. "Jerry" Gladbach

E. G. "Jerry" Gladbach, President

December 15, 2020

President's Special Recognition Award

*The President of the
ACWA JPIA
hereby gives Special Recognition to*

Midway Heights County Water District

*for achieving a low ratio of "Paid Claims and Case Reserves" to "Deposit Premiums"
in the Property Program for the period 04/01/2016 - 03/31/2019
announced at the Board of Directors' Meeting in a Virtual Meeting.*

E. G. "Jerry" Gladbach

E. G. "Jerry" Gladbach, President



December 15, 2020

President's Special Recognition Award

*The President of the
ACWA JPIA
hereby gives Special Recognition to*

Midway Heights County Water District

*for achieving a low ratio of "Paid Claims and Case Reserves" to "Deposit Premiums"
in the Workers' Compensation Program for the period 07/01/2016 - 06/30/2019
announced at the Board of Directors' Meeting in a Virtual Meeting.*


E. G. "Jerry" Gladbach

E. G. "Jerry" Gladbach, President



December 15, 2020

Office of
Jenine Windeshausen
Treasurer-Tax Collector
County of Placer



COUNTY OF PLACER

TREASURER'S POOLED INVESTMENT REPORT

For the Month of December 31, 2020

2976 Richardson Drive • Auburn, California 95603
Tax Collector / Business Licenses (530) 889-4120 • Treasurer (530) 889-4140 • Bonds (530) 889-4146

PREFACE

Placer County Treasurer's Pooled Investment Report

December 31, 2020

For the purpose of clarity, the following glossary of investment terms has been provided.

Book Value is the purchase price of a security plus amortization of any premium or discount. This may be more or less than face value, depending upon whether the security was purchased at a premium or at a discount.

Par Value is the principal amount of a security and the amount of principal that will be paid at maturity.

Market Value is the value at which a security can be sold at the time it is priced or the need to sell arises.

Market values are only relevant if the investment is sold prior to maturity. Profit or loss would be realized only if the specific investment were to be sold.

Government Code 53646 Compliance Report

The following information is a monthly update of funds on deposit in the Placer County Treasury pursuant to California Government code Section 53646. Further details of individual investments are included in the Treasurer's Monthly Investment Report. All investment transactions and decisions have been made with full compliance with California Government Code and Placer County's Statement of Investment Policy.

Individual securities are priced at the end of each month by Wells Fargo Bank.

The Weighted Average Maturity of the investments with the Treasury is 418 days.

The ability of the Placer County Treasury to meet its cash flow needs is demonstrated by \$881,645,978.14 in cash and investments maturing in the next 180 days.



**General Fund
Portfolio Management
Portfolio Summary
December 31, 2020**

Placer County

Investments	Par Value	Market Value	Book Value	% of Portfolio	Term	Days to Maturity	YTM 360 Equiv.	YTM 365 Equiv.
U.S. Treasury Coupons	210,000,000.00	210,830,176.56	210,046,376.35	12.89	568	288	1.005	1.019
mPower Placer - Long Term	5,661,593.12	6,341,173.57	5,689,576.31	0.35	7,352	5,899	4.236	4.295
Federal Agency Coupons	445,000,000.00	445,273,483.33	445,081,576.73	27.32	775	644	0.324	0.328
Collateralized Inactive Bank Deposi	5,000,000.00	5,000,000.00	5,000,000.00	0.31	1	1	0.568	0.576
Medium Term Notes	30,000,000.00	29,916,000.00	29,978,203.10	1.84	1,344	319	2.650	2.687
Negotiable Certificates of Deposit	320,000,000.00	320,111,700.00	320,000,000.00	19.64	293	108	0.708	0.718
Collateralized CDs	6,000,000.00	6,000,000.00	6,000,000.00	0.37	365	113	1.025	1.039
Commercial Paper Disc. -Amortizing	240,000,000.00	239,834,869.39	239,836,113.86	14.72	171	121	0.157	0.159
Federal Agency Disc. -Amortizing	210,000,000.00	209,940,866.67	209,920,818.07	12.88	278	108	0.155	0.157
Treasury Discounts -Amortizing	120,000,000.00	119,959,600.00	119,934,631.26	7.36	328	149	0.134	0.136
Local Agency Bond	10,324,054.13	11,430,467.03	10,324,054.13	0.63	7,676	6,426	2.047	2.076
Local Agency Bonds	10,470,000.00	14,306,155.65	10,470,000.00	0.64	1,995	881	2.650	2.687
mPower Placer	14,606,716.31	15,667,657.88	14,606,716.31	0.90	7,712	6,653	3.769	3.822
mPower - Folsom	2,324,420.49	2,431,588.86	2,324,420.49	0.14	7,692	5,790	1.956	1.983
Investments	1,629,386,784.05	1,637,043,738.94	1,629,212,486.61	100.00%	621	418	0.546	0.553

Cash								
Passbook(Checking (not included in yield calculations))	95,645,978.14	95,645,978.14	95,645,978.14		1	1	0.000	0.000
Total Cash and Investments	1,725,032,762.19	1,732,689,717.08	1,724,858,464.75		621	418	0.546	0.553

Total Earnings	December 31 Month Ending	Fiscal Year To Date
Current Year	763,858.09	5,315,716.55
Average Daily Balance	1,640,048,978.79	1,423,150,566.33
Effective Rate of Return	0.55%	0.74%

ERIC WAIMDMANN, ASST. TREASURER-TAX COLLECTOR

Reporting period 12/01/2020-12/31/2020
Data Updated: FUNDSNAP: 01/04/2021 15:02
Run Date: 01/04/2021 - 15:02

**General Fund
Portfolio Management
Portfolio Details - Investments
December 31, 2020**

CUSIP	Investment #	Issuer	Average Balance	Purchase Date	Par Value	Market Value	Book Value	Stated Rate	YTM	Days to Maturity	Maturity Date
U.S. Treasury Coupons											
912828M80	17022	U.S. TREASURY N/B	10,000,000.00	12/01/2017	10,000,000.00	10,358,200.00	9,973,406.68	2.000	2.147	698	11/30/2022
9128285X4	19212	U.S. TREASURY N/B	10,000,000.00	12/12/2019	10,017,300.00	10,017,300.00	10,006,788.99	2.500	1.659	30	01/31/2021
912828B58	19213	U.S. TREASURY N/B	10,000,000.00	12/12/2019	10,014,600.00	10,014,600.00	10,003,831.13	2.125	1.650	30	01/31/2021
912828N89	19270	U.S. TREASURY N/B	10,000,000.00	01/15/2020	10,009,100.00	10,009,100.00	9,998,220.71	1.375	1.585	30	01/31/2021
912828N89	19325	U.S. TREASURY N/B	10,000,000.00	02/14/2020	10,009,100.00	10,009,100.00	9,998,934.66	1.375	1.506	30	01/31/2021
912828P87	19326	U.S. TREASURY N/B	10,000,000.00	02/14/2020	10,014,800.00	10,014,800.00	9,993,978.21	1.125	1.508	58	02/28/2021
9128283Q1	19207	U.S. TREASURY COUPON	10,000,000.00	12/10/2019	10,000,000.00	10,005,600.00	10,001,373.99	2.000	1.635	14	01/15/2021
912828S27	19216	U.S. TREASURY COUPON	10,000,000.00	12/13/2019	10,000,000.00	10,050,000.00	9,971,626.11	1.125	1.710	180	06/30/2021
9128287A2	19217	U.S. TREASURY COUPON	10,000,000.00	12/13/2019	10,000,000.00	10,074,200.00	9,995,893.25	1.625	1.709	180	06/30/2021
912828R77	19218	U.S. TREASURY COUPON	10,000,000.00	12/13/2019	10,000,000.00	10,051,600.00	9,986,638.43	1.375	1.706	150	05/31/2021
912828R77	19219	U.S. TREASURY COUPON	10,000,000.00	12/13/2019	10,000,000.00	10,051,600.00	9,986,857.48	1.375	1.700	150	05/31/2021
9128283X6	19303	U.S. TREASURY COUPON	10,000,000.00	01/30/2020	10,000,000.00	10,024,000.00	10,008,973.13	2.250	1.511	45	02/15/2021
9128282E6	19406	U.S. TREASURY COUPON	10,000,000.00	04/07/2020	10,000,000.00	10,068,000.00	10,059,197.65	1.125	0.302	242	08/31/2021
912828S76	19420	U.S. TREASURY COUPON	10,000,000.00	04/15/2020	10,000,000.00	10,058,600.00	10,057,276.22	1.125	0.134	211	07/31/2021
912828C65	20339	U.S. TREASURY COUPON	10,000,000.00	11/04/2020	10,000,000.00	10,004,860.87	9,996,872.86	0.125	0.186	576	07/31/2022
912828C65	20397	U.S. TREASURY COUPON	10,000,000.00	12/09/2020	10,000,000.00	10,006,049.73	10,001,444.72	0.125	0.144	576	07/31/2022
912828ZK1	20398	U.S. TREASURY COUPON	10,000,000.00	12/09/2020	10,000,000.00	10,001,600.00	10,000,000.00	0.125	0.125	545	06/30/2022
912828C66	20399	U.S. TREASURY COUPON	10,000,000.00	12/09/2020	10,000,000.00	10,004,253.04	10,003,453.04	0.125	0.125	607	08/31/2022
912828CAN1	20400	U.S. TREASURY COUPON	10,000,000.00	12/09/2020	10,000,000.00	10,002,803.85	10,002,403.85	0.125	0.125	637	09/30/2022
912828ZK4	20401	U.S. TREASURY COUPON	10,000,000.00	12/09/2020	10,000,000.00	10,002,309.07	9,998,439.45	0.125	0.138	515	05/31/2022
912828ZK1	20433	U.S. TREASURY COUPON	10,000,000.00	12/21/2020	10,000,000.00	10,001,600.00	10,000,765.79	0.125	0.120	545	06/30/2022
Subtotal and Average			190,703,743.64		210,000,000.00	210,830,178.56	210,046,376.35		1.019	288	
mPower Placer - Long Term											
2015NR-A	2015NR-A	mPower Placer	1,167,938.85	06/16/2015	1,167,938.85	1,291,600.22	1,167,938.85	4.000	3.999	5,357	09/02/2035
2015NR-BLT	2015NR-BLT	mPower Placer	2,641,648.29	09/02/2016	2,641,648.29	2,882,091.12	2,641,648.29	4.000	4.000	5,723	09/02/2036
72601FAC2	2018B	Public Finance Authority	1,852,005.98	06/28/2018	1,852,005.98	2,167,482.23	1,879,989.17	5.050	4.884	6,482	10/01/2038
Subtotal and Average			5,661,593.12		5,661,593.12	6,341,173.57	5,689,576.31		4.295	5,899	
Federal Agency Coupons											
3133ELXM1	19426	FEDERAL FARM CREDIT BANK	10,000,000.00	04/27/2020	10,000,000.00	10,008,300.00	10,000,000.00	0.250	0.250	207	07/27/2021
3133ELYR9	19436	FEDERAL FARM CREDIT BANK	10,000,000.00	05/06/2020	10,000,000.00	10,019,000.00	10,000,000.00	0.250	0.330	490	05/06/2022
3133ELB60	19441	FEDERAL FARM CREDIT BANK	10,000,000.00	05/26/2020	10,000,000.00	10,001,500.00	10,000,000.00	0.150	0.150	145	05/26/2021
3133ELA95	19443	FEDERAL FARM CREDIT BANK	10,000,000.00	05/26/2020	10,000,000.00	9,999,900.00	9,996,990.74	0.190	0.223	329	11/26/2021
3133EL3E2	20077	FEDERAL FARM CREDIT BANK	10,000,000.00	08/11/2020	10,000,000.00	9,998,788.89	10,000,088.89	0.320	0.320	951	08/10/2023
3133EL3E2	20078	FEDERAL FARM CREDIT BANK	10,000,000.00	08/11/2020	10,000,000.00	9,998,788.89	9,998,348.39	0.320	0.327	951	08/10/2023

Data Updated: FUNDSNAP: 01/04/2021 15:02

Run Date: 01/04/2021 - 15:02

Portfolio PLCR
NLI AC

PM (PRF_PW2) 7.3.0

**General Fund
Portfolio Management
Portfolio Details - Investments
December 31, 2020**

CUSIP	Investment #	Issuer	Average Balance	Purchase Date	Par Value	Market Value	Book Value	Stated Rate	YTM 365	Days to Maturity	
Federal Agency Coupons											
3133EL4H4	20095	FEDERAL FARM CREDIT BANK	10,000,000.00	08/19/2020	10,000,000.00	9,998,400.00	10,000,000.00	0.200	0.200	595	
3133EL6P4	20235	FEDERAL FARM CREDIT BANK	10,000,000.00	09/09/2020	10,000,000.00	9,996,900.00	10,000,000.00	0.140	0.140	342	
3133EMD55	20315	FEDERAL FARM CREDIT BANK	10,000,000.00	10/21/2020	10,000,000.00	10,000,500.00	10,000,000.00	0.150	0.150	385	
3133EMH65	20393	FEDERAL FARM CREDIT BANK	10,000,000.00	12/08/2020	10,000,000.00	9,998,477.78	9,995,539.30	0.170	0.195	698	
3133EMK66	20420	FEDERAL FARM CREDIT BANK	10,000,000.00	12/15/2020	10,000,000.00	9,996,400.00	10,000,000.00	0.200	0.200	895	
3133EMK66	20432	FEDERAL FARM CREDIT BANK	10,000,000.00	12/21/2020	10,000,000.00	9,996,733.33	10,000,333.33	0.200	0.200	895	
3133EMLE0	20436	FEDERAL FARM CREDIT BANK	10,000,000.00	12/22/2020	10,000,000.00	9,990,300.00	10,000,000.00	0.180	0.190	994	
3133EMLE7	20437	FEDERAL FARM CREDIT BANK	10,000,000.00	12/22/2020	10,000,000.00	9,991,900.00	9,998,028.57	0.120	0.131	629	
3133EMLH3	20438	FEDERAL FARM CREDIT BANK	10,000,000.00	12/22/2020	10,000,000.00	9,999,700.00	10,000,000.00	0.090	0.090	445	
3130ACUK8	17020	FEDERAL HOME LOAN BANK	10,000,000.00	11/28/2017	10,000,000.00	10,076,800.00	9,999,183.33	2.000	2.021	147	
3130AHY98	19295	FEDERAL HOME LOAN BANK	10,000,000.00	01/27/2020	10,000,000.00	10,009,200.00	9,999,573.89	1.500	1.560	26	
3130AHY98	19296	FEDERAL HOME LOAN BANK	10,000,000.00	01/27/2020	10,000,000.00	10,009,200.00	9,999,573.89	1.500	1.560	26	
3130AJSL4	19467	FEDERAL HOME LOAN BANK	10,000,000.00	06/29/2020	10,000,000.00	10,000,900.00	9,997,280.56	0.125	0.180	179	
3130AK2E5	20109	FEDERAL HOME LOAN BANK	10,000,000.00	08/26/2020	10,000,000.00	10,004,600.00	9,999,556.11	0.125	0.132	237	
3130AK5A0	20239	FEDERAL HOME LOAN BANK	5,000,000.00	09/10/2020	5,000,000.00	5,000,000.00	4,999,757.92	0.125	0.132	252	
3130AKAR7	20263	FEDERAL HOME LOAN BANK	10,000,000.00	09/23/2020	10,000,000.00	9,999,800.00	10,000,000.00	0.115	0.115	196	
3130AKDG8	20311	FEDERAL HOME LOAN BANK	10,000,000.00	10/20/2020	10,000,000.00	10,000,400.00	9,999,655.22	0.110	0.118	201	
3130AKDG8	20329	FEDERAL HOME LOAN BANK	10,000,000.00	10/29/2020	10,000,000.00	10,000,675.00	9,999,926.09	0.110	0.118	201	
3134GVZP6	19440	FED HOME LOAN MORT CORP	10,000,000.00	05/26/2020	10,000,000.00	10,002,600.00	10,000,000.00	0.275	0.275	510	
3134GVZJ0	19442	FED HOME LOAN MORT CORP	10,000,000.00	05/26/2020	10,000,000.00	10,002,800.00	10,000,000.00	0.270	0.270	510	
3134GV2M9	19470	FED HOME LOAN MORT CORP	10,000,000.00	06/30/2020	10,000,000.00	10,001,300.00	10,000,000.00	0.300	0.300	545	
3134GVFX9	20048	FED HOME LOAN MORT CORP	10,000,000.00	07/29/2020	10,000,000.00	10,000,500.00	10,000,000.00	0.250	0.250	574	
3134GWL06	20076	FED HOME LOAN MORT CORP	10,000,000.00	08/11/2020	10,000,000.00	10,002,916.67	10,000,416.67	0.300	0.300	766	
3134GWPQ3	20094	FED HOME LOAN MORT CORP	10,000,000.00	08/19/2020	10,000,000.00	10,000,100.00	10,000,000.00	0.200	0.200	595	
3134GWJ56	20234	FED HOME LOAN MORT CORP	10,000,000.00	09/09/2020	10,000,000.00	10,000,900.00	10,000,000.00	0.270	0.270	889	
3134GWTL0	20270	FED HOME LOAN MORT CORP	10,000,000.00	09/28/2020	10,000,000.00	10,001,700.00	10,000,000.00	0.300	0.300	1,000	
3134GWTL0	20271	FED HOME LOAN MORT CORP	10,000,000.00	09/28/2020	10,000,000.00	10,001,700.00	10,000,000.00	0.300	0.300	1,000	
3137EAEG9	20338	FED HOME LOAN MORT CORP	10,000,000.00	11/04/2020	10,000,000.00	10,087,025.00	10,087,815.04	1.125	0.111	223	
3134GW7G5	20352	FED HOME LOAN MORT CORP	10,000,000.00	11/13/2020	10,000,000.00	10,001,725.00	9,998,259.68	0.250	0.260	853	
3134GW7E0	20355	FED HOME LOAN MORT CORP	10,000,000.00	11/16/2020	10,000,000.00	10,002,700.00	10,000,000.00	0.200	0.200	776	
3134GW7D2	20356	FED HOME LOAN MORT CORP	10,000,000.00	11/16/2020	10,000,000.00	10,000,200.00	9,996,200.00	0.220	0.236	865	
3134GW7D2	20363	FED HOME LOAN MORT CORP	10,000,000.00	11/19/2020	10,000,000.00	10,000,383.33	10,000,183.33	0.220	0.220	865	
3134GXCG8	20375	FED HOME LOAN MORT CORP	10,000,000.00	12/01/2020	10,000,000.00	10,002,800.00	9,998,661.10	0.270	0.277	964	
3134GXEX8	20376	FED HOME LOAN MORT CORP	10,000,000.00	12/01/2020	10,000,000.00	10,002,000.00	10,000,000.00	0.250	0.250	881	
3137EAEV7	20404	FED HOME LOAN MORT CORP	10,000,000.00	12/10/2020	10,000,000.00	10,027,269.44	10,018,038.74	0.250	0.210	965	
3137EAEX3	20417	FED HOME LOAN MORT CORP	10,000,000.00	12/15/2020	10,000,000.00	9,991,733.33	9,987,330.77	0.375	0.419	1,726	

**General Fund
Portfolio Management
Portfolio Details - Investments
December 31, 2020**

CUSIP	Investment #	Issuer	Average Balance	Purchase Date	Par Value	Market Value	Book Value	Stated Rate	YTM 365 Maturity	Days to Maturity	
Federal Agency Coupons											
3136G06G4	20405	FEDERAL NATIONAL MORT. ASSOC.	10,000,000.00	12/10/2020	10,000,000.00	10,034,316.67	10,020,386.35	0.250	0.210	920	
3136GASU1	20409	FEDERAL NATIONAL MORT. ASSOC.	10,000,000.00	12/14/2020	10,000,000.00	10,002,600.00	10,000,000.00	0.375	0.375	1,260	
3136G05X7	20421	FEDERAL NATIONAL MORT. ASSOC.	10,000,000.00	12/15/2020	10,000,000.00	10,009,050.00	9,990,448.82	0.375	0.420	1,697	
		Subtotal and Average	392,504,748.48		445,000,000.00	445,273,483.33	445,081,576.73		0.328	644	
Collateralized Inactive Bank Deposits											
SYS19055	19055	Five Star Bank - PIMMA	5,000,000.00		5,000,000.00	5,000,000.00	5,000,000.00	0.576	0.576	1	
		Subtotal and Average	5,000,000.00		5,000,000.00	5,000,000.00	5,000,000.00		0.576	1	
Medium Term Notes											
037833BS8	17054	Apple Inc.	10,000,000.00	01/31/2018	10,000,000.00	10,011,900.00	9,996,100.47	2.250	2.532	53	
478160BS2	17055	Johnson & Johnson	10,000,000.00	02/02/2018	10,000,000.00	10,009,400.00	9,988,016.23	1.650	2.400	59	
89236TEY7	17074	TOYOTA MOTOR CREDIT	10,000,000.00	06/01/2018	10,000,000.00	9,894,700.00	9,994,086.40	3.100	3.127	845	
		Subtotal and Average	30,000,000.00		29,916,000.00	29,916,000.00	29,978,203.10		2.687	319	
Negotiable Certificates of Deposit											
60710APZ9	20026	Mizuho Bank LTD	10,000,000.00	07/17/2020	10,000,000.00	10,001,000.00	10,000,000.00	0.320	0.324	18	
60710AVB5	20408	Mizuho Bank LTD	25,000,000.00	12/11/2020	25,000,000.00	24,998,750.00	25,000,000.00	0.240	0.243	161	
65568TSZ9	19274	Nordea Bank NY	25,000,000.00	01/16/2020	25,000,000.00	25,017,250.00	25,000,000.00	1.750	1.774	14	
78012USS5	19276	Royal Bank of Canada	25,000,000.00	01/16/2020	25,000,000.00	25,017,500.00	25,000,000.00	1.740	1.764	14	
78012UTH8	19362	Royal Bank of Canada	25,000,000.00	03/11/2020	25,000,000.00	25,002,500.00	25,000,000.00	0.700	0.710	5	
78012UWH4	19450	Royal Bank of Canada	10,000,000.00	06/10/2020	10,000,000.00	10,006,900.00	10,000,000.00	0.390	0.395	160	
78012UWX9	19471	Royal Bank of Canada	10,000,000.00	06/30/2020	10,000,000.00	10,007,000.00	10,000,000.00	0.380	0.385	180	
85325V6P0	20081	Standard Chartered Bank NY	10,000,000.00	08/12/2020	10,000,000.00	10,003,100.00	10,000,000.00	0.310	0.314	131	
85325V6R6	20088	Standard Chartered Bank NY	10,000,000.00	08/17/2020	10,000,000.00	10,006,200.00	10,000,000.00	0.380	0.385	228	
85325V7A2	20119	Standard Chartered Bank NY	10,000,000.00	09/01/2020	10,000,000.00	10,002,100.00	10,000,000.00	0.320	0.324	243	
85325V7B0	20262	Standard Chartered Bank NY	10,000,000.00	09/22/2020	10,000,000.00	10,000,600.00	10,000,000.00	0.220	0.223	80	
85325V7D6	20280	Standard Chartered Bank NY	10,000,000.00	10/01/2020	10,000,000.00	10,000,400.00	10,000,000.00	0.270	0.274	181	
86565CUW7	20394	SUMITOMO MITSUI TRUST NY	25,000,000.00	12/08/2020	25,000,000.00	24,999,000.00	25,000,000.00	0.250	0.253	129	
87019VM20	20301	Swedbank New York	20,000,000.00	10/15/2020	20,000,000.00	20,000,600.00	20,000,000.00	0.280	0.283	196	
89114NKR5	19437	TORONTO DOMINION BANK NY	10,000,000.00	05/07/2020	10,000,000.00	10,006,100.00	10,000,000.00	0.520	0.527	126	
89114NLE0	19439	TORONTO DOMINION BANK NY	10,000,000.00	05/21/2020	10,000,000.00	10,005,200.00	10,000,000.00	0.400	0.406	140	
89114NLW3	19449	TORONTO DOMINION BANK NY	10,000,000.00	06/10/2020	10,000,000.00	10,007,100.00	10,000,000.00	0.430	0.436	160	
89114NS63	20246	TORONTO DOMINION BANK NY	10,000,000.00	09/15/2020	10,000,000.00	9,999,800.00	10,000,000.00	0.250	0.253	256	
89114NUA1	20314	TORONTO DOMINION BANK NY	10,000,000.00	10/21/2020	10,000,000.00	9,996,400.00	10,000,000.00	0.200	0.203	201	
90275DLG3	19400	UBS AG STAMFORD CT	10,000,000.00	04/06/2020	10,000,000.00	10,014,000.00	10,000,000.00	1.540	1.561	35	

9

**General Fund
Portfolio Management
Portfolio Details - Investments
December 31, 2020**

CUSIP	Investment #	Issuer	Average Balance	Purchase Date	Par Value	Market Value	Book Value	Stated Rate	YTM	Days to Maturity
Negotiable Certificates of Deposit										
96001KGD0	19275	Wells Fargo Bank NA	25,000,000.00	01/16/2020	25,000,000.00	25,017,500.00	25,000,000.00	1.750	1.774	14
96130AGP7	20418	WESTPAC BANKING CORP NY	10,000,000.00	12/15/2020	10,000,000.00	10,000,200.00	10,000,000.00	0.190	0.190	73
Subtotal and Average			308,225,806.45		320,000,000.00	320,111,700.00	320,000,000.00			108
Collateralized CDS										
SYS19423	19423	River City Bank	3,000,000.00	04/17/2020	3,000,000.00	3,000,000.00	3,000,000.00	1.100	1.115	106
SYS19431	19431	River Valley Community Bank	3,000,000.00	05/01/2020	3,000,000.00	3,000,000.00	3,000,000.00	0.950	0.963	120
Subtotal and Average			6,000,000.00		6,000,000.00	6,000,000.00	6,000,000.00			113
Commercial Paper Disc. - Amortizing										
22533TN51	20451	Credit Agricole CIB	50,000,000.00	12/30/2020	50,000,000.00	49,999,722.20	49,999,722.22	0.050	0.051	4
2254EASE4	20089	Credit Suisse New York	10,000,000.00	08/17/2020	10,000,000.00	9,991,872.22	9,991,872.22	0.220	0.227	133
2254EAU92	20297	Credit Suisse New York	20,000,000.00	10/13/2020	20,000,000.00	19,975,850.00	19,975,850.00	0.230	0.237	189
2254EAVL5	20321	Credit Suisse New York	20,000,000.00	10/23/2020	20,000,000.00	19,974,444.44	19,974,444.44	0.230	0.237	200
2254EAVL4	20377	Credit Suisse New York	10,000,000.00	12/01/2020	10,000,000.00	9,985,883.33	9,985,883.33	0.220	0.226	231
53948AU17	20326	Lloyds Bank Corp Mkts NY	10,000,000.00	10/27/2020	10,000,000.00	9,987,933.33	9,987,933.33	0.240	0.247	181
62479LP17	20222	MUFG BANK LTD/NY	10,000,000.00	09/02/2020	10,000,000.00	9,998,708.33	9,998,708.33	0.150	0.152	31
62479LO81	20223	MUFG BANK LTD/NY	10,000,000.00	09/02/2020	10,000,000.00	9,996,883.33	9,996,883.33	0.170	0.174	66
62479LTB1	20251	MUFG BANK LTD/NY	10,000,000.00	09/16/2020	10,000,000.00	9,990,161.11	9,990,161.11	0.220	0.226	161
62479LUZ9	20289	MUFG BANK LTD/NY	10,000,000.00	10/08/2020	10,000,000.00	9,990,161.11	9,991,405.56	0.170	0.175	182
62479LUC7	20303	MUFG BANK LTD/NY	10,000,000.00	10/15/2020	10,000,000.00	9,990,933.33	9,990,933.33	0.170	0.175	192
62479LWV3	20450	MUFG BANK LTD/NY	30,000,000.00	12/29/2020	30,000,000.00	29,998,833.33	29,998,833.33	0.070	0.071	20
63873JU24	20290	NATEXIS BANQ POPULAIR NY	10,000,000.00	10/08/2020	10,000,000.00	9,989,888.89	9,989,888.89	0.200	0.206	182
21687AVG5	20429	RABOBANK NEDERLAND NV NY	20,000,000.00	12/17/2020	20,000,000.00	19,976,038.89	19,976,038.89	0.190	0.195	227
89233GVD5	20382	Toyota Motor Credit Corp	10,000,000.00	12/03/2020	10,000,000.00	9,987,555.55	9,987,555.55	0.200	0.206	224
Subtotal and Average			291,902,589.87		240,000,000.00	239,834,869.39	239,836,113.86			121
Federal Agency Disc. - Amortizing										
313313AW8	20453	FEDERAL FARM CREDIT BANK	20,000,000.00	12/31/2020	20,000,000.00	19,999,666.67	19,999,666.67	0.030	0.031	20
313385AF3	19396	Federal Home Loan Bank - Disc	10,000,000.00	04/06/2020	10,000,000.00	10,000,000.00	9,999,680.56	0.230	0.237	5
313385EK8	19424	FEDERAL HOME LOAN BANK	10,000,000.00	04/24/2020	10,000,000.00	9,997,500.00	9,994,166.67	0.200	0.206	105
313385CW4	19408	Federal Home Loan Bank Discoun	10,000,000.00	04/09/2020	10,000,000.00	9,998,400.00	9,995,277.78	0.250	0.257	68
313385AU0	19415	Federal Home Loan Bank Discoun	10,000,000.00	04/13/2020	10,000,000.00	9,999,700.00	9,998,750.00	0.250	0.257	18
313385DU7	19416	Federal Home Loan Bank Discoun	10,000,000.00	04/13/2020	10,000,000.00	9,997,800.00	9,993,750.00	0.250	0.257	90
313385DY9	19419	Federal Home Loan Bank Discoun	10,000,000.00	04/15/2020	10,000,000.00	9,997,700.00	9,994,255.56	0.220	0.227	94
313385ES1	19425	Federal Home Loan Bank Discoun	10,000,000.00	04/24/2020	10,000,000.00	9,997,300.00	9,993,777.78	0.200	0.206	112

Data Updated: FUNDSNAP: 01/04/2021 15:02

Run Date: 01/04/2021 - 15:02

Portfolio PLCR
NLI AC

PM (PRF_PW2) 7.3.0

General Fund Portfolio Management Portfolio Details - Investments December 31, 2020

CUSIP	Investment #	Issuer	Average Balance	Purchase Date	Par Value	Market Value	Book Value	Stated Rate	YTM 365	Days to Maturity	Maturity Date
Federal Agency Disc. -Amortizing											
313385FC5	19430	Federal Home Loan Bank Discoun	10,000,000.00	05/04/2020	10,000,000.00	9,996,700.00	9,994,238.89	0.170	0.175	122	05/03/2021
313385FC5	19432	Federal Home Loan Bank Discoun	10,000,000.00	05/04/2020	10,000,000.00	9,996,700.00	9,994,238.89	0.170	0.175	122	05/03/2021
313385LZ7	20261	Federal Home Loan Bank Discoun	10,000,000.00	09/22/2020	10,000,000.00	9,992,100.00	9,991,598.61	0.115	0.118	263	09/21/2021
313385JQ0	20413	Federal Home Loan Bank Discoun	10,000,000.00	12/15/2020	10,000,000.00	9,994,400.00	9,995,994.45	0.070	0.072	206	07/26/2021
313385JUI1	20414	Federal Home Loan Bank Discoun	10,000,000.00	12/15/2020	10,000,000.00	9,994,300.00	9,995,916.67	0.070	0.072	210	07/30/2021
313385JY3	20415	Federal Home Loan Bank Discoun	10,000,000.00	12/15/2020	10,000,000.00	9,994,100.00	9,996,136.11	0.085	0.067	214	08/03/2021
313385KB1	20416	Federal Home Loan Bank Discoun	10,000,000.00	12/15/2020	10,000,000.00	9,994,100.00	9,996,081.94	0.085	0.067	217	08/06/2021
313385KF2	20422	Federal Home Loan Bank Discoun	10,000,000.00	12/15/2020	10,000,000.00	9,993,900.00	9,996,009.72	0.085	0.067	221	08/10/2021
313589BU6	19397	Fannie Discount Note	10,000,000.00	04/06/2020	10,000,000.00	9,999,100.00	9,997,783.33	0.190	0.196	42	02/12/2021
313589BU6	19402	Fannie Discount Note	10,000,000.00	04/07/2020	10,000,000.00	9,999,100.00	9,997,783.33	0.190	0.196	42	02/12/2021
313589CP6	19401	Fannie Discount	10,000,000.00	04/07/2020	10,000,000.00	9,998,800.00	9,996,611.11	0.200	0.206	61	03/03/2021
313589AU7	19403	Fannie Discount	10,000,000.00	04/07/2020	10,000,000.00	9,999,700.00	9,999,100.00	0.180	0.185	18	01/19/2021
Subtotal and Average			196,369,082.98		210,000,000.00	209,940,866.67	209,920,818.07		0.157	108	

Treasury Discounts -Amortizing											
CUSIP	Investment #	Issuer	Average Balance	Purchase Date	Par Value	Market Value	Book Value	Stated Rate	YTM 365	Days to Maturity	Maturity Date
912796XE4	19398	U. S. TREASURY BILL	10,000,000.00	04/06/2020	10,000,000.00	9,999,000.00	9,998,434.03	0.103	0.105	55	02/25/2021
912796ZF5	19399	U. S. TREASURY BILL	10,000,000.00	04/06/2020	10,000,000.00	9,998,300.00	9,997,118.06	0.125	0.129	83	03/25/2021
912796ZQ1	19429	U. S. TREASURY BILL	10,000,000.00	05/01/2020	10,000,000.00	9,997,600.00	9,995,375.00	0.150	0.154	111	04/22/2021
912796ZY4	19444	U. S. TREASURY BILL	10,000,000.00	05/27/2020	10,000,000.00	9,996,900.00	9,993,822.22	0.160	0.165	139	05/20/2021
912796ZY4	19445	U. S. TREASURY BILL	10,000,000.00	05/27/2020	10,000,000.00	9,996,900.00	9,993,629.17	0.185	0.170	139	05/20/2021
9127963H0	19451	U. S. TREASURY BILL	10,000,000.00	06/18/2020	10,000,000.00	9,996,200.00	9,991,418.05	0.185	0.190	167	06/17/2021
912796ZY4	19466	U. S. TREASURY BILL	10,000,000.00	06/26/2020	10,000,000.00	9,996,800.00	9,994,208.33	0.150	0.154	139	05/20/2021
9127963S6	20047	U. S. TREASURY BILL	10,000,000.00	07/28/2020	10,000,000.00	9,995,500.00	9,992,958.33	0.130	0.134	195	07/15/2021
9127964B2	20104	U. S. TREASURY BILL	10,000,000.00	08/25/2020	10,000,000.00	9,994,700.00	9,992,566.67	0.120	0.123	223	08/12/2021
9127964F3	20227	U. S. TREASURY BILL	10,000,000.00	09/03/2020	10,000,000.00	9,998,900.00	9,998,191.68	0.105	0.108	62	03/04/2021
9127964L0	20238	U. S. TREASURY BILL	10,000,000.00	09/10/2020	10,000,000.00	9,994,000.00	9,990,936.11	0.130	0.134	251	09/09/2021
9127964B2	20419	U. S. TREASURY BILL	10,000,000.00	12/15/2020	10,000,000.00	9,994,700.00	9,995,973.61	0.085	0.067	223	08/12/2021
Subtotal and Average			142,510,325.29		120,000,000.00	119,959,600.00	119,934,631.26		0.136	149	

Local Agency Bond											
CUSIP	Investment #	Issuer	Average Balance	Purchase Date	Par Value	Market Value	Book Value	Stated Rate	YTM 365	Days to Maturity	Maturity Date
SYS16098	16098	Ackerman School District	6,038,167.99	04/03/2017	6,038,167.99	6,709,847.76	6,038,167.99	2.800	2.800	5,936	04/03/2037
SYS17042	17042	Mild Placer Public School Trans	283,524.24	12/21/2017	283,524.24	306,773.51	283,524.24	2.850	2.850	2,545	12/21/2027
SYS18093	18093	Mild Placer Public School Trans	845,923.62	01/16/2019	845,923.62	931,927.83	845,923.62	3.000	2.937	01/16/2029	
16115	16115	Newcastle Elementary SD	2,764,650.08	06/30/2017	2,764,650.08	3,068,772.65	2,764,650.08	2.800	0.000	9,676	06/30/2047
SYS19127	19127	Placer Hills Fire Protection	391,788.20	10/21/2019	391,788.20	413,145.28	391,788.20	3.000	3.000	1,389	10/21/2024

**General Fund
Portfolio Management
Portfolio Details - Investments
December 31, 2020**

CUSIP	Investment #	Issuer	Average Balance	Purchase Date	Par Value	Market Value	Book Value	Stated Rate	YTM	Days to Maturity	Maturity Date
Local Agency Bonds											
SY517034	17034	Pioneer Community Energy	10,368,564.37	12/14/2017	10,470,000.00	14,306,155.65	10,324,054.13	2.650	2.687	881	06/01/2023
Subtotal and Average			10,368,564.37		10,470,000.00	14,306,155.65	10,324,054.13		2.687	881	
mPower Placer											
2016NR-A	2016NR-A	mPower Placer	3,549,538.34	08/04/2016	3,549,538.34	3,580,458.01	3,549,538.34	3.000	3.042	6,088	09/02/2037
2017 NR	2017 NR	mPower Placer	229,548.02	07/06/2017	229,548.02	231,534.74	229,548.02	3.000	3.042	6,453	09/02/2038
2017 R	2017 R	mPower Placer	144,819.02	07/06/2017	144,819.02	146,078.08	144,819.02	3.000	3.042	6,453	09/02/2038
2018 NR	2018 NR	mPower Placer	45,084.42	07/26/2018	45,084.42	43,887.74	45,084.42	4.500	4.563	6,818	09/02/2039
2018 R	2018 R	mPower Placer	286,120.61	07/12/2018	286,120.61	327,774.33	286,120.61	4.500	4.563	6,818	09/02/2039
2018 S-NR	18003	Pioneer Community Energy	322,616.75	08/09/2018	322,616.75	366,693.94	322,616.75	4.500	4.563	6,818	09/02/2039
2017 S-NR	2017 S-NR	Pioneer Community Energy	130,576.48	09/28/2017	130,576.48	127,183.32	130,576.48	3.000	3.042	6,453	09/02/2038
2017 S-R	2017 S-R	Pioneer Community Energy	2,811,526.52	07/06/2017	2,811,526.52	2,836,037.41	2,811,526.52	3.000	3.042	6,453	09/02/2038
2018 S-R	2018 S-R	Pioneer Community Energy	3,322,613.18	07/12/2018	3,322,613.18	3,808,954.04	3,322,613.18	4.500	4.563	6,818	09/02/2039
2019-20 NR	2019-20 NR	Pioneer Community Energy	265,398.98	07/18/2019	265,398.98	309,057.11	265,398.98	4.500	4.563	7,184	09/02/2040
2019-20 R-1	2019-20 R-1	Pioneer Community Energy	2,479,373.26	07/11/2019	2,479,373.26	2,868,334.86	2,479,373.26	4.500	4.563	7,184	09/02/2040
2020-21 NR	2020-21 NR	Pioneer Community Energy	128,248.82	10/01/2020	128,248.82	128,248.82	128,248.82	4.500	4.563	7,549	09/02/2041
2020-21 R1	2020-21 R1	Pioneer Community Energy	643,675.30	07/23/2020	643,675.30	643,675.30	643,675.30	4.500	4.563	7,549	09/02/2041
2016S R-1	2016S R-1	Sierra Valley Energy Authority	247,576.61	01/26/2017	247,576.61	249,740.18	247,576.61	3.000	3.042	6,088	09/02/2037
Subtotal and Average			14,535,770.29		14,606,716.31	15,667,657.88	14,606,716.31		3.822	6,653	
mPower - Folsom											
2016-IA3 #2	2016-IA3 #2	mPower Folsom	154,573.31	07/14/2016	154,573.31	156,367.29	154,573.31	2.000	2.028	6,088	09/02/2037
2017-IA3 #3	2017-IA3 #3	mPower Folsom	135,500.29	07/27/2017	135,500.29	136,134.16	135,500.29	1.250	1.267	6,453	09/02/2038
MFA-2 NR	IA2-NR	mPower Folsom	1,352,616.38	08/06/2015	1,352,616.38	1,425,952.53	1,352,616.38	2.000	2.028	5,723	09/02/2036
MFA-3	MFA-3	mPower Folsom	448,937.42	09/01/2015	448,937.42	467,038.13	448,937.42	2.000	2.028	5,723	09/02/2036
MF R-1	MFR-1	mPower Folsom	232,793.09	09/01/2015	232,793.09	246,096.75	232,793.09	2.000	2.028	5,723	09/02/2036
Subtotal and Average			2,324,420.49		2,324,420.49	2,431,588.86	2,324,420.49		1.983	5,790	
Total and Average			1,640,048,978.79		1,629,386,784.05	1,637,043,738.94	1,629,212,486.61		0.553	418	

**General Fund
Portfolio Management
Portfolio Details - Cash
December 31, 2020**

CUSIP	Investment #	Issuer	Average Balance	Purchase Date	Par Value	Market Value	Book Value	Stated Rate	YTM 365 Days to Maturity
Cash at Bank									
SYS00000	00000	PLACER COUNTY CASH			95,635,812.38	95,635,812.38	95,635,812.38		0.000
Undeposited Receipts									
SYS00000VAULT	00000VAULT	PLACER COUNTY CASH			10,165.76	10,165.76	10,165.76		0.000
Average Balance			0.00						
Total Cash and Investments			1,640,048,978.79		1,725,032,762.19	1,732,689,717.08	1,724,858,464.75		0.553
1									



General Fund Purchases Report Sorted by Fund - Fund December 1, 2020 - December 31, 2020

CUSIP	Investment #	Fund	Sec. Type Issuer	Original Par Value	Purchase Date	Payment Periods	Principal Purchased	Accrued Interest at Purchase	Rate at Purchase	Maturity Date	YTM	Ending Book Value
225633TM29	20378	1010	ACP CACFPNY	55,000,000.00	12/01/2020	12/02 - At Maturity	54,999,923.62		0.050	12/02/2020	0.050	0.00
2256EAVL4	20377	1010	ACP CS	10,000,000.00	12/01/2020	08/20 - At Maturity	9,983,988.89		0.220	08/20/2021	0.223	9,985,883.33
3134GXCY8	20375	1010	FAC FHLMC	10,000,000.00	12/01/2020	05/23 - 11/23	9,998,000.00	600.00	0.270	08/23/2023	0.277	9,998,661.10
3134GXEX8	20376	1010	FAC FHLMC	10,000,000.00	12/01/2020	06/01 - 12/01	10,000,000.00		0.250	06/01/2023	0.250	10,000,000.00
63873JM23	20379	1010	ACP NATXNY	55,000,000.00	12/01/2020	12/02 - At Maturity	54,999,923.62		0.050	12/02/2020	0.050	0.00
225633TM37	20381	1010	ACP CACFPNY	70,000,000.00	12/02/2020	12/03 - At Maturity	69,999,902.78		0.050	12/03/2020	0.050	0.00
63873JM31	20380	1010	ACP NATXNY	70,000,000.00	12/02/2020	12/03 - At Maturity	69,999,883.34		0.060	12/03/2020	0.060	0.00
225633TM45	20383	1010	ACP CACFPNY	45,000,000.00	12/03/2020	12/04 - At Maturity	44,999,937.50		0.050	12/04/2020	0.050	0.00
63873JM49	20384	1010	ACP NATXNY	55,000,000.00	12/03/2020	12/04 - At Maturity	54,999,908.34		0.060	12/04/2020	0.060	0.00
21667AMF7	20385	1010	ACP RABONY	40,000,000.00	12/03/2020	12/15 - At Maturity	39,999,066.67		0.070	12/15/2020	0.070	0.00
89233GVD5	20382	1010	ACP TOYCC	10,000,000.00	12/03/2020	08/13 - At Maturity	9,985,944.44		0.200	08/13/2021	0.203	9,987,555.55
225633TM78	20386	1010	ACP CACFPNY	50,000,000.00	12/04/2020	12/07 - At Maturity	49,999,791.67		0.050	12/07/2020	0.050	0.00
63873JM72	20387	1010	ACP NATXNY	50,000,000.00	12/04/2020	12/07 - At Maturity	49,999,750.00		0.060	12/07/2020	0.060	0.00
225633TM86	20389	1010	ACP CACFPNY	50,000,000.00	12/07/2020	12/08 - At Maturity	49,999,930.56		0.050	12/08/2020	0.050	0.00
63873JM80	20388	1010	ACP NATXNY	54,000,000.00	12/07/2020	12/08 - At Maturity	53,999,910.00		0.060	12/08/2020	0.060	0.00
225633TM94	20391	1010	ACP CACFPNY	60,000,000.00	12/08/2020	12/09 - At Maturity	59,999,916.67		0.050	12/09/2020	0.050	0.00
3133EMHES	20393	1010	FAC FFCB	10,000,000.00	12/08/2020	05/30 - 11/30	9,995,000.00	377.78	0.170	11/30/2022	0.195	9,995,539.30
63873JM98	20390	1010	ACP NATXNY	60,000,000.00	12/08/2020	12/09 - At Maturity	59,999,900.00		0.060	12/09/2020	0.060	0.00
86565CUW7	20394	1010	NCB SUMIBK	25,000,000.00	12/08/2020	05/10 - At Maturity	25,000,000.00		0.250	05/10/2021	0.250	25,000,000.00
9127966D7	20392	1010	ATD USTB	50,000,000.00	12/08/2020	12/22 - At Maturity	49,998,736.11		0.065	12/22/2020	0.066	0.00
225633TMA1	20396	1010	ACP CACFPNY	60,000,000.00	12/09/2020	12/10 - At Maturity	59,999,916.67		0.050	12/10/2020	0.050	0.00
63873JMA5	20395	1010	ACP NATXNY	60,000,000.00	12/09/2020	12/10 - At Maturity	59,999,900.00		0.060	12/10/2020	0.060	0.00
91282CAC5	20397	1010	TRC UST	10,000,000.00	12/09/2020	01/31 - 07/31	9,996,875.00	4,448.73	0.125	07/31/2022	0.144	10,001,444.72
912828ZX1	20398	1010	TRC UST	10,000,000.00	12/09/2020	12/31 - 06/30	10,000,000.00	Received	0.125	06/30/2022	0.125	10,000,000.00
91282CAG6	20399	1010	TRC UST	10,000,000.00	12/09/2020	02/28 - 08/31	10,000,000.00	3,453.04	0.125	08/31/2022	0.125	10,003,453.04
91282CAN1	20400	1010	TRC UST	10,000,000.00	12/09/2020	03/31 - 09/30	10,000,000.00	2,403.85	0.125	09/30/2022	0.125	10,002,403.85
912828ZR4	20401	1010	TRC UST	10,000,000.00	12/09/2020	05/31 - 11/30	9,998,046.88	309.07	0.125	05/31/2022	0.138	9,998,439.45
225633TMB9	20403	1010	ACP CACFPNY	70,000,000.00	12/10/2020	12/11 - At Maturity	69,999,902.78		0.050	12/11/2020	0.050	0.00
3137EAEV7	20404	1010	FAC FHLMC	10,000,000.00	12/10/2020	02/21 - 08/21	10,010,700.00	7,569.44	0.250	08/24/2023	0.210	10,018,038.74
3136G06G4	20405	1010	FAC FNMA	10,000,000.00	12/10/2020	01/10 - 07/10	10,010,200.00	10,416.67	0.250	07/10/2023	0.210	10,020,386.35
63873JMB3	20402	1010	ACP NATXNY	70,000,000.00	12/10/2020	12/11 - At Maturity	69,999,883.34		0.060	12/11/2020	0.060	0.00
225633TME3	20407	1010	ACP CACFPNY	70,000,000.00	12/11/2020	12/14 - At Maturity	69,999,708.34		0.050	12/14/2020	0.050	0.00

Received = Accrued Interest at Purchase was received by report ending date.

General Fund
Purchases Report
December 1, 2020 - December 31, 2020

CUSIP	Investment #	Fund	Sec. Type Issuer	Original Par Value	Purchase Date	Payment Periods	Principal Purchased	Accrued Interest at Purchase	Rate at Purchase	Maturity Date	YTM	Ending Book Value
60710AVB5	20408	1010	NCB MIZBANK	25,000,000.00	12/11/2020	06/11 - At Maturity	25,000,000.00		0.240	06/11/2021	0.240	25,000,000.00
63873JIME7	20406	1010	ACP NATXNY	70,000,000.00	12/11/2020	12/14 - At Maturity	69,999,650.00		0.060	12/14/2020	0.060	0.00
22533TMF0	20411	1010	ACP CACPNY	70,000,000.00	12/14/2020	12/15 - At Maturity	69,999,902.78		0.060	12/15/2020	0.060	0.00
313384T41	20412	1010	AFD FHLBDN	40,000,000.00	12/14/2020	12/15 - At Maturity	39,999,944.44		0.060	12/15/2020	0.051	0.00
31356GASU1	20409	1010	FAC FNMA	10,000,000.00	12/14/2020	06/14 - 12/14	10,000,000.00		0.375	06/14/2024	0.375	10,000,000.00
63873JIME4	20410	1010	ACP NATXNY	70,000,000.00	12/14/2020	12/15 - At Maturity	69,999,893.34		0.060	12/15/2020	0.060	0.00
22533TMG8	20424	1010	ACP CACPNY	75,000,000.00	12/15/2020	12/16 - At Maturity	74,999,895.84		0.060	12/16/2020	0.050	0.00
3133EMKGG6	20420	1010	FAC FFCB	10,000,000.00	12/15/2020	06/15 - 12/15	10,000,000.00		0.200	06/15/2023	0.200	10,000,000.00
313385J00	20413	1010	AFD FHLBDN	10,000,000.00	12/15/2020	07/26 - At Maturity	9,995,663.89		0.070	07/26/2021	0.071	9,995,994.45
313385J01	20414	1010	AFD FHLBDN	10,000,000.00	12/15/2020	07/30 - At Maturity	9,995,586.11		0.070	07/30/2021	0.071	9,995,916.67
313385JY3	20415	1010	AFD FHLBDN	10,000,000.00	12/15/2020	08/03 - At Maturity	9,995,829.17		0.065	08/03/2021	0.066	9,996,136.11
313385KB1	20416	1010	AFD FHLBDN	10,000,000.00	12/15/2020	08/06 - At Maturity	9,995,775.00		0.065	08/06/2021	0.066	9,996,081.94
313385KF2	20422	1010	AFD FHLBDN	10,000,000.00	12/15/2020	08/10 - At Maturity	9,995,702.78		0.065	08/10/2021	0.066	9,996,009.72
3137EAEX3	20417	1010	FAC FHLMC	10,000,000.00	12/15/2020	03/23 - 09/23	9,978,800.00	8,333.33	0.375	09/23/2025	0.419	9,987,330.77
3135605X7	20421	1010	FAC FNMA	10,000,000.00	12/15/2020	02/25 - 08/25	9,979,000.00	11,250.00	0.375	08/25/2025	0.420	9,990,448.82
63873JMG2	20423	1010	ACP NATXNY	75,000,000.00	12/15/2020	12/16 - At Maturity	74,999,875.00		0.060	12/16/2020	0.060	0.00
9127964B2	20419	1010	ATD USTB	10,000,000.00	12/15/2020	03/15 - Final Pmt.	9,995,666.67		0.065	08/12/2021	0.066	9,995,973.61
96130AAGP7	20418	1010	NCB WSTNY	10,000,000.00	12/15/2020	12/17 - At Maturity	10,000,000.00		0.190	03/15/2021	0.190	10,000,000.00
22533TMH6	20426	1010	ACP CACPNY	75,000,000.00	12/16/2020	12/17 - At Maturity	74,999,875.00		0.060	12/17/2020	0.060	0.00
63873JMH0	20425	1010	ACP NATXNY	75,000,000.00	12/16/2020	12/17 - At Maturity	74,999,875.00		0.060	12/17/2020	0.060	0.00
22533TMJ2	20428	1010	ACP CACPNY	80,000,000.00	12/17/2020	12/18 - At Maturity	79,999,866.67		0.060	12/18/2020	0.060	0.00
63873JMJ6	20427	1010	ACP NATXNY	80,000,000.00	12/17/2020	12/18 - At Maturity	79,999,866.67		0.060	12/18/2020	0.060	0.00
21687AVG5	20429	1010	ACP RABONY	20,000,000.00	12/17/2020	08/16 - At Maturity	19,674,455.56		0.190	08/16/2021	0.193	19,976,038.89
22533TMW5	20430	1010	ACP CACPNY	75,000,000.00	12/18/2020	12/21 - At Maturity	74,999,625.00		0.060	12/21/2020	0.060	0.00
63873JMN9	20431	1010	ACP NATXNY	75,000,000.00	12/18/2020	12/21 - At Maturity	74,999,625.00		0.060	12/21/2020	0.060	0.00
22533TMN3	20435	1010	ACP CACPNY	70,000,000.00	12/21/2020	12/22 - At Maturity	69,999,883.34		0.060	12/22/2020	0.060	0.00
3133EMKGG6	20432	1010	FAC FFCB	10,000,000.00	12/21/2020	06/15 - 12/15	10,000,000.00		0.200	06/15/2023	0.200	10,000,333.33
63873JMN7	20434	1010	ACP NATXNY	70,000,000.00	12/21/2020	12/22 - At Maturity	69,999,883.34		0.060	12/22/2020	0.060	0.00
9128282X1	20433	1010	TRC UST	10,000,000.00	12/21/2020	12/31 - 06/30	10,000,781.25	333.33	0.125	06/30/2022	0.120	10,000,765.79
22533TMP8	20440	1010	ACP CACPNY	80,000,000.00	12/22/2020	12/23 - At Maturity	79,999,866.67	Received	0.060	12/23/2020	0.060	0.00
3133EMLE0	20436	1010	FAC FFCB	10,000,000.00	12/22/2020	03/22 - 09/22	10,000,000.00		0.190	09/22/2023	0.190	10,000,000.00
3133EMLE7	20437	1010	FAC FFCB	10,000,000.00	12/22/2020	03/22 - 09/22	9,998,000.00		0.120	09/22/2022	0.131	9,998,028.57
3133EMLH3	20438	1010	FAC FFCB	10,000,000.00	12/22/2020	03/22 - 09/22	10,000,000.00		0.090	03/22/2022	0.090	10,000,000.00
63873JMP2	20439	1010	ACP NATXNY	80,000,000.00	12/22/2020	12/23 - At Maturity	79,999,866.67		0.060	12/23/2020	0.060	0.00
22533TMG6	20442	1010	ACP CACPNY	55,000,000.00	12/23/2020	12/24 - At Maturity	54,999,908.34		0.060	12/24/2020	0.060	0.00
313384V48	20441	1010	AFD FHLBDN	60,000,000.00	12/23/2020	12/31 - At Maturity	59,999,333.33		0.050	12/31/2020	0.051	0.00

Received = Accrued Interest at Purchase was received by report ending date.

Data Updated: FUNDSNAP: 01/04/2021 15:03

Run Date: 01/04/2021 - 15:03

General Fund
Purchases Report
December 1, 2020 - December 31, 2020

CUSIP	Investment #	Fund	Sec. Type Issuer	Original Par Value	Purchase Date	Payment Periods	Principal Purchased	Accrued Interest at Purchase	Rate at Purchase	Maturity Date	YTM	Ending Book Value
General Fund												
63873JMQ0	20443	1010	ACP NATXNY	55,000,000.00	12/23/2020	12/24 - At Maturity	54,999,908.34		0.060	12/24/2020	0.060	0.00
22533TMU7	20445	1010	ACP CACPNY	60,000,000.00	12/24/2020	12/28 - At Maturity	59,999,600.00		0.060	12/28/2020	0.060	0.00
63873JMU1	20444	1010	ACP NATXNY	60,000,000.00	12/24/2020	12/28 - At Maturity	59,999,600.00		0.060	12/28/2020	0.060	0.00
22533TMV5	20446	1010	ACP CACPNY	60,000,000.00	12/28/2020	12/29 - At Maturity	59,999,900.00		0.060	12/29/2020	0.060	0.00
63873JMV9	20447	1010	ACP NATXNY	60,000,000.00	12/28/2020	12/29 - At Maturity	59,999,900.00		0.060	12/29/2020	0.060	0.00
22533TMW3	20448	1010	ACP CACPNY	50,000,000.00	12/29/2020	12/30 - At Maturity	49,999,916.67		0.060	12/30/2020	0.060	0.00
62479LNM3	20450	1010	ACP MUFGBK	30,000,000.00	12/29/2020	01/21 - At Maturity	29,998,658.33		0.070	01/21/2021	0.070	29,998,833.33
63873JMW7	20449	1010	ACP NATXNY	50,000,000.00	12/29/2020	12/30 - At Maturity	49,999,916.67		0.060	12/30/2020	0.060	0.00
22533TN51	20451	1010	ACP CACPNY	50,000,000.00	12/30/2020	01/05 - At Maturity	49,999,583.33		0.050	01/05/2021	0.050	49,999,722.22
63873JMX5	20452	1010	ACP NATXNY	50,000,000.00	12/30/2020	12/31 - At Maturity	49,999,916.67		0.060	12/31/2020	0.060	0.00
313313AW8	20453	1010	AFD FCCB	20,000,000.00	12/31/2020	01/21 - At Maturity	19,999,650.00		0.030	01/21/2021	0.030	19,999,666.67
			Subtotal	3,264,000,000.00			3,263,872,984.09	49,496.24				449,939,086.32
			Total Purchases	3,264,000,000.00			3,263,872,984.09	49,496.24				449,939,086.32



General Fund Summary by Issuer December 31, 2020

Placer County

Issuer	Number of Investments	Par Value	Remaining Cost	% of Portfolio	Average YTM 365	Average Days to Maturity
Apple Inc.	1	10,000,000.00	9,917,360.00	0.58	2.532	53
Ackerman School District	1	6,038,167.99	6,038,167.99	0.35	2.800	5,936
Credit Agricole CIB	1	50,000,000.00	49,999,583.33	2.90	0.051	4
Credit Suisse New York	4	60,000,000.00	59,898,616.67	3.47	0.233	190
FEDERAL FARM CREDIT BANK	16	170,000,000.00	169,985,650.00	9.86	0.186	529
Federal Home Loan Bank - Disc	1	10,000,000.00	9,982,430.56	0.58	0.237	5
FEDERAL HOME LOAN BANK	10	95,000,000.00	94,953,906.67	5.51	0.639	152
Federal Home Loan Bank Discoun	13	130,000,000.00	129,823,343.06	7.53	0.155	151
FED HOME LOAN MORT CORP	18	180,000,000.00	180,059,230.00	10.44	0.258	806
Fannie Discount Note	2	20,000,000.00	19,967,119.44	1.16	0.196	42
FEDERAL NATIONAL MORT ASSOC.	3	30,000,000.00	29,989,200.00	1.74	0.335	1,292
Fannie Discount	2	20,000,000.00	19,967,316.67	1.16	0.196	39
Five Star Bank - PIMMA	1	5,000,000.00	5,000,000.00	0.29	0.576	1
Johnson & Johnson	1	10,000,000.00	9,778,500.00	0.57	2.400	59
Lloyds Bank Corp Mkts NY	1	10,000,000.00	9,983,533.33	0.58	0.247	181
Mid Placer Public School Trans	2	1,129,447.86	1,129,447.86	0.07	2.962	2,839
Mizuho Bank LTD	2	35,000,000.00	35,000,000.00	2.03	0.267	120
mPower Folsom	5	2,324,420.49	2,324,420.49	0.13	1.983	5,790
mPower Placer	7	8,064,697.55	8,064,697.55	0.47	3.557	5,910
MUFG BANK LTD/NY	6	80,000,000.00	79,941,758.33	4.64	0.139	86
NATEXIS BANQ POPULAIR NY	1	10,000,000.00	9,985,166.67	0.58	0.206	182
Newcastle Elementary SD	1	2,764,650.08	2,764,650.08	0.16	0.000	9,676
Nordea Bank NY	1	25,000,000.00	25,000,000.00	1.45	1.774	14

**General Fund
Summary by Issuer
December 31, 2020**

Issuer	Number of Investments	Par Value	Remaining Cost	% of Portfolio	Average YTM 365	Average Days to Maturity
Placer Hills Fire Protection	1	391,788.20	391,788.20	0.02	3.000	1,389
Public Finance Authority	1	1,852,005.98	1,889,046.10	0.11	4.894	6,482
Pioneer Community Energy	9	20,574,029.29	20,574,029.29	1.19	3.390	3,821
PLACER COUNTY CASH	2	95,645,978.14	95,645,978.14	5.55	0.000	1
RABOBANK NEDERLAND NV/NY	1	20,000,000.00	19,974,455.56	1.16	0.195	227
River City Bank	1	3,000,000.00	3,000,000.00	0.17	1.115	106
River Valley Community Bank	1	3,000,000.00	3,000,000.00	0.17	0.963	120
Royal Bank of Canada	4	70,000,000.00	70,000,000.00	4.06	0.995	55
Standard Chartered Bank NY	5	50,000,000.00	50,000,000.00	2.90	0.304	173
SUMITOMO MITSUI TRUST NY	1	25,000,000.00	25,000,000.00	1.45	0.253	129
Sierra Valley Energy Authority	1	247,576.61	247,576.61	0.01	3.042	6,088
Swedbank New York	1	20,000,000.00	20,000,000.00	1.16	0.233	196
U.S. TREASURY N/B	6	60,000,000.00	60,003,125.01	3.48	1.677	146
TORONTO DOMINION BANK NY	5	50,000,000.00	50,000,000.00	2.90	0.365	177
Toyota Motor Credit Corp	1	10,000,000.00	9,985,944.44	0.58	0.206	224
TOYOTA MOTOR CREDIT	1	10,000,000.00	9,987,500.00	0.58	3.127	845
UBS AG STAMFORD CT	1	10,000,000.00	10,000,000.00	0.58	1.561	35
U.S. TREASURY COUPON	15	150,000,000.00	150,160,937.52	8.71	0.756	345
U.S. TREASURY BILL	12	120,000,000.00	119,851,734.08	6.95	0.136	149
Wells Fargo Bank NA	1	25,000,000.00	25,000,000.00	1.45	1.774	14
WESTPAC BANKING CORP NY	1	10,000,000.00	10,000,000.00	0.58	0.190	73
Total and Average	171	1,725,032,762.19	1,724,266,213.65	100.00	0.523	395

MIDWAY HEIGHTS COUNTY WATER DISTRICT
FUNDS SUMMARY

January 2021

REGULAR BOARD MEETING
FEBRUARY 2021

OPERATING FUNDS:

Placer County-MHCWD Investment Trust Fund (32005):

Balance as of: (12/31/20) \$615,059.67

*(Includes: Department of Water Resources Loan Fund, Treated Water Capital Facilities Fund, Designated for Emergency Fund, Designated For Future Occurrences Fund, Current Fiscal Year Operation Fund, Rate Stabilization Fund, Undesignated Reserve Fund.)

Wells Fargo Bank:

Adjusted Bank Statement Balance (01/31/21-Reconciled to Checking Account #1670 General) ** \$58,633.24

Adjusted Bank Statement Balance (01/31/21-Reconciled to Checking Account #9798 Rate Payer) ** \$5,951.93

CALIFORNIA BANK & Trust:

Adjusted Bank Statement Balance (01/31/21- Reconciled Money Market Account #6809 Tank Loan) ** \$35,662.49

**See the attached Reconciliation Summary and Check Register for detail.

LOAN BALANCES

STATE REVOLVING FUND (0.33 MG tank and improvements, 2014, 20 year loan)

Balance (12/31/20) \$632,559.97

WEST AMERICA BANK (loan for three new service trucks, 2018, five year loan)

Balance (12/31/20) \$77,552.88

APPROVAL OF ACCOUNT TRANSFERS & BILLS PAID FOR THE MONTH OF JANUARY 2021

Treasurer of the Board

9:17 AM
02/04/21

Midway Heights CWD
Reconciliation Summary
10005 - Cash in Checking-1670, Period Ending 01/31/2021

	<u>Jan 31, 21</u>
Beginning Balance	54,231.74
Cleared Transactions	
Checks and Payments - 36 items	-65,403.35
Deposits and Credits - 26 items	70,421.33
Total Cleared Transactions	<u>5,017.98</u>
Cleared Balance	<u><u>59,249.72</u></u>
Uncleared Transactions	
Checks and Payments - 5 items	-616.48
Total Uncleared Transactions	<u>-616.48</u>
Register Balance as of 01/31/2021	<u><u>58,633.24</u></u> ←
New Transactions	
Checks and Payments - 4 items	-8,163.33
Deposits and Credits - 1 item	11,602.61
Total New Transactions	<u>3,439.28</u>
Ending Balance	<u><u>62,072.52</u></u>

Midway Heights CWD
Reconciliation Detail
10005 - Cash in Checking-1670, Period Ending 01/31/2021


Type	Date	Num	Name	Clr	Amount	Balance
Beginning Balance						54,231.74
Cleared Transactions						
Checks and Payments - 36 items						
Bill Pmt -Check	11/18/2020	8630	Sauers Engineeri...	X	-1,800.00	-1,800.00
Bill Pmt -Check	12/10/2020	8644	Omega Commerc...	X	-470.00	-2,270.00
Bill Pmt -Check	12/16/2020	8651	Bartkiewicz, Kroni...	X	-975.50	-3,245.50
Bill Pmt -Check	12/29/2020	8657	State Water Reso...	X	-2,890.80	-6,136.30
Bill Pmt -Check	12/29/2020	8656	PG&E	X	-2,041.91	-8,178.21
Bill Pmt -Check	12/29/2020	8655	Cooks Portable T...	X	-140.43	-8,318.64
Bill Pmt -Check	01/04/2021	EFT	Paychex, Inc.	X	-16,544.43	-24,863.07
Bill Pmt -Check	01/05/2021	EFT	Paychex, Inc.	X	-3,658.65	-28,521.72
Bill Pmt -Check	01/07/2021	8663	MHCWD	X	-5,044.38	-33,566.10
Bill Pmt -Check	01/07/2021	8666	US Bank	X	-2,126.37	-35,692.47
Bill Pmt -Check	01/07/2021	8661	Dawson Oil Comp...	X	-546.21	-36,238.68
Bill Pmt -Check	01/07/2021	8660	Backflow Distribut...	X	-354.48	-36,593.16
Bill Pmt -Check	01/07/2021	8658	AT & T	X	-255.28	-36,848.44
Bill Pmt -Check	01/07/2021	8664	PG&E	X	-177.79	-37,026.23
Bill Pmt -Check	01/07/2021	8667	Verizon Wireless	X	-154.17	-37,180.40
Bill Pmt -Check	01/07/2021	8662	Frontier Communi...	X	-106.86	-37,287.26
Bill Pmt -Check	01/07/2021	8665	Thomson Reuters...	X	-85.80	-37,373.06
Bill Pmt -Check	01/07/2021	8659	AT&T U-verse	X	-42.80	-37,415.86
Bill Pmt -Check	01/11/2021	EFT	Paychex, Inc.	X	-139.67	-37,555.53
Bill Pmt -Check	01/11/2021	EFT	Wells Fargo	X	-116.22	-37,671.75
Bill Pmt -Check	01/14/2021	8673	Weimar Water Co...	X	-9,818.91	-47,490.66
Bill Pmt -Check	01/14/2021	EFT	CalPERS Health ...	X	-3,930.01	-51,420.67
Bill Pmt -Check	01/14/2021	EFT	CalPERS Retire P...	X	-2,632.70	-54,053.37
Bill Pmt -Check	01/14/2021	8676	ACWA Joint Pow...	X	-2,316.14	-56,369.51
Bill Pmt -Check	01/14/2021	8670	PCWA	X	-2,004.32	-58,373.83
Bill Pmt -Check	01/14/2021	8671	Placer County Clerk	X	-1,833.75	-60,207.58
Bill Pmt -Check	01/14/2021	EFT	CalPERS Retire P...	X	-685.45	-60,893.03
Bill Pmt -Check	01/14/2021	EFT	CalPERS Retire P...	X	-609.55	-61,502.58
Bill Pmt -Check	01/14/2021	8674	Bartkiewicz, Kroni...	X	-517.50	-62,020.08
Bill Pmt -Check	01/14/2021	8669	Omega Commerc...	X	-470.00	-62,490.08
Bill Pmt -Check	01/14/2021	8675	Staples Credit Plan	X	-120.00	-62,610.08
Bill Pmt -Check	01/14/2021	EFT	CalPERS Retire P...	X	-85.34	-62,695.42
Bill Pmt -Check	01/15/2021	EFT	CalPERS 457 Pro...	X	-700.00	-63,395.42
Bill Pmt -Check	01/15/2021	8677	Cranmer Analytic...	X	-90.00	-63,485.42
Bill Pmt -Check	01/15/2021	8678	Tel-Com	X	-60.00	-63,545.42
Bill Pmt -Check	01/28/2021	EFT	CalPERS Health ...	X	-3,694.93	-67,240.35
Total Checks and Payments					-65,403.35	-65,403.35
Deposits and Credits - 26 items						
Deposit	01/04/2021			X	171.06	171.06
Deposit	01/04/2021			X	301.59	472.65
Deposit	01/06/2021			X	599.76	1,072.41
Deposit	01/07/2021			X	600.25	1,672.66
Deposit	01/07/2021			X	5,577.61	7,250.27
Deposit	01/08/2021			X	119.02	7,369.29
Deposit	01/08/2021			X	1,045.33	8,414.62
Deposit	01/08/2021			X	4,561.33	12,975.95
Deposit	01/08/2021			X	6,456.73	19,432.68
Deposit	01/11/2021			X	272.88	19,705.56
Deposit	01/11/2021			X	403.17	20,108.73
Deposit	01/12/2021			X	130.72	20,239.45
Deposit	01/12/2021			X	11,086.59	31,326.04
Deposit	01/13/2021			X	215.55	31,541.59
Deposit	01/13/2021			X	284.30	31,825.89
Deposit	01/13/2021			X	8,892.08	40,717.97
Bill Pmt -Check	01/14/2021	8672	Staples Credit Plan	X	0.00	40,717.97
Deposit	01/14/2021			X	298.31	41,016.28
Deposit	01/19/2021			X	129.88	41,146.16
Deposit	01/19/2021			X	247.08	41,393.24
Deposit	01/19/2021			X	11,195.29	52,588.53
Deposit	01/21/2021			X	561.47	53,150.00
Deposit	01/21/2021			X	9,366.52	62,516.52
Deposit	01/27/2021			X	208.17	62,724.69

Midway Heights CWD
Reconciliation Detail
10005 - Cash in Checking-1670, Period Ending 01/31/2021

Type	Date	Num	Name	Clr	Amount	Balance
Deposit	01/27/2021			X	7,175.13	69,899.82
Deposit	01/29/2021			X	521.51	70,421.33
Total Deposits and Credits					70,421.33	70,421.33
Total Cleared Transactions					5,017.98	5,017.98
Cleared Balance					5,017.98	59,249.72
Uncleared Transactions						
Checks and Payments - 5 items						
Bill Pmt -Check	01/05/2021	1344	Langlands, Tracy		-207.88	-207.88
Bill Pmt -Check	01/14/2021	8668	Anderson's Sierra...		-37.34	-245.22
Bill Pmt -Check	01/29/2021	8681	PG&E		-281.13	-526.35
Bill Pmt -Check	01/29/2021	8680	AT&T U-verse		-52.79	-579.14
Bill Pmt -Check	01/29/2021	8679	Anderson's Sierra...		-37.34	-616.48
Total Checks and Payments					-616.48	-616.48
Total Uncleared Transactions					-616.48	-616.48
Register Balance as of 01/31/2021					4,401.50	58,633.24
New Transactions						
Checks and Payments - 4 items						
Bill Pmt -Check	02/02/2021	8684	MHCWD		-5,044.38	-5,044.38
Bill Pmt -Check	02/02/2021	8685	US Bank		-2,983.10	-8,027.48
Bill Pmt -Check	02/02/2021	8683	Frontier Communi...		-107.56	-8,135.04
Bill Pmt -Check	02/02/2021	8682	Fastenal Company		-28.29	-8,163.33
Total Checks and Payments					-8,163.33	-8,163.33
Deposits and Credits - 1 item						
Deposit	02/02/2021				11,602.61	11,602.61
Total Deposits and Credits					11,602.61	11,602.61
Total New Transactions					3,439.28	3,439.28
Ending Balance					7,840.78	62,072.52

9:31 AM
02/04/21

Midway Heights CWD
Reconciliation Summary
10007 · Rate Payer Increase-Check-9798, Period Ending 01/31/2021

	<u>Jan 31, 21</u>
Beginning Balance	907.51
Cleared Transactions	
Deposits and Credits - 2 items	<u>5,044.42</u>
Total Cleared Transactions	<u>5,044.42</u>
Cleared Balance	<u><u>5,951.93</u></u>
Register Balance as of 01/31/2021	5,951.93 
New Transactions	
Deposits and Credits - 1 item	<u>5,044.38</u>
Total New Transactions	<u>5,044.38</u>
Ending Balance	<u><u>10,996.31</u></u>


Midway Heights CWD Reconciliation Detail

10007 - Rate Payer Increase-Check-9798, Period Ending 01/31/2021

Type	Date	Num	Name	Clr	Amount	Balance
Beginning Balance						907.51
Cleared Transactions						
Deposits and Credits - 2 items						
Bill	01/07/2021	Jan. ...	MHCWD	X	5,044.38	5,044.38
Deposit	01/31/2021			X	0.04	5,044.42
Total Deposits and Credits					5,044.42	5,044.42
Total Cleared Transactions					5,044.42	5,044.42
Cleared Balance					5,044.42	5,951.93
Register Balance as of 01/31/2021					5,044.42	5,951.93
New Transactions						
Deposits and Credits - 1 item						
Bill	02/02/2021	Feb. ...	MHCWD		5,044.38	5,044.38
Total Deposits and Credits					5,044.38	5,044.38
Total New Transactions					5,044.38	5,044.38
Ending Balance					10,088.80	10,996.31

9:46 AM
02/04/21

Midway Heights CWD
Reconciliation Summary
10009 · Cal Bank and Trust-6809, Period Ending 01/31/2021

	<u>Jan 31, 21</u>
Beginning Balance	35,661.92
Cleared Transactions	
Deposits and Credits - 1 item	<u>0.57</u>
Total Cleared Transactions	<u>0.57</u>
Cleared Balance	<u><u>35,662.49</u></u>
Register Balance as of 01/31/2021	35,662.49 
Ending Balance	35,662.49

9:46 AM
02/04/21

Midway Heights CWD
Reconciliation Detail
10009 · Cal Bank and Trust-6809, Period Ending 01/31/2021

Type	Date	Num	Name	Clr	Amount	Balance
Beginning Balance						35,661.92
Cleared Transactions						
Deposits and Credits - 1 item						
Deposit	01/31/2021			X	0.57	0.57
Total Deposits and Credits					0.57	0.57
Total Cleared Transactions					0.57	0.57
Cleared Balance					0.57	35,662.49
Register Balance as of 01/31/2021					0.57	35,662.49
Ending Balance					0.57	35,662.49